



What's New for MY2016 B-Class (W246)

MBC Product Management
Date of Revision: August 16, 2016

Legal

All illustrations and specifications contained in this guide are based on the latest product information available at the time of publication and is intended for internal use only. Text and images contained herein are all subject to copyright and other intellectual property protection. This guide may not be distributed, modified, transmitted, re-posted or used for public or commercial purposes without the written permission of Mercedes-Benz Canada Inc. This guide may also contain materials that are subject to the copyright rights of their providers. Mercedes-Benz Canada Inc. reserves the right to make changes at any time, without notice, to colours, materials, equipment, specifications and models. Any variations in colours shown are due to variation between monitors and printers. Illustrations may include test situations. Some vehicles may be shown with non-Canadian equipment. Some vehicles are shown with optional equipment. All other registered trademarks or trademarks are property of their respective owners.


What's New for MY16

Models Available

- **B 250** – SoP September 2015
- **B 250 4MATIC** – SoP September 2015

Change Highlights

- KEYLESS Start and DYNAMIC SELECT Switch now standard on all models.
- Manual front seat cushion depth adjustment now standard on all models.
- Paint changes:
 - 175 – Kryptonite Green **NEW**



Innovation:

DYNAMIC SELECT Switch

Standard on all models.



- Select between four different transmission modes (Comfort, Sport, Eco, Individual)
- “Comfort” standard setting – balanced, comfort-oriented is activated as the default setting
- “Sport” transmission mode - added agility and dynamism with sport steering
- “Eco” transmission mode – designed to keep fuel consumption as low as possible (eg. Heated seats, air conditioning are adjusted)
- “Individual” transmission mode – variation of individual parameters to suit personal preference

B 250/250 4MATIC

Standard Equipment Highlights

Mechanical

- 2.0L Turbo I4 engine
- ECO Start/Stop
- 7G-DCT
- Comfort suspension
- Electromechanical steering (EPS)
- Electric parking brake
- DYNAMIC SELECT Switch

Exterior

- 17" 5-twin spoke wheels
- Halogen headlamps with LED DRLs
- Electrically adjustable heated exterior mirrors

Interior

- Audio 20 w/ Single CD and 7.0" screen
- Ambient lighting
- Heated front seats
- ARTICO Leather upholstery
- Sail Pattern trim
- KEYLESS Start
- Manual single zone climate control
- Media Interface
- Manually adjustable front seats
- Nappa leather steering wheel
- Split folding rear bench seats

Safety

- ATTENTION ASSIST
- COLLISION PREVENTION ASSIST PLUS
- ADAPTIVE BRAKE with HOLD function
- ESP, ABS, ASR, BAS
- Rain sensing windshield wipers
- Run-flat tires



B 250/250 4MATIC Packages & Options:


Premium Package:

- Rear view camera
- Passive Blind Spot Assist
- Panoramic Sunroof (*Subject to availability)
- COMAND Online Navigation with MB Apps
- THERMOTRONIC Automatic Climate Control
- Black Fabric Roof Liner
- Smartphone Integration (1/16 production)




Versatility Package:

- Integrated Garage Door Opener
- Auto Dimming Mirrors (Rearview & Driver's Side)
- 12-Way Power Adjustable Driver's Seat with Memory
- Exterior Power Folding Mirrors
- Power Lumbar Support
- EASY VARIO PLUS System (with folding front passenger seat backrest, folding rear armrest and rear seat unit with fore/aft adjust)
- Storage Package
 - Glasses compartment in the overhead control panel
 - Net in the passenger footwell
 - Folding tables on backrest of driver and front passenger seats
 - Luggage nets on the rear of the front seats



B 250/250 4MATIC Packages & Options:

Sport Package (MSX): Available from December production.



B 250/250 4MATIC Packages & Options:

Stand Alone Options:

- SIRIUS Satellite Radio
- High Performance Static LED Headlamp System
- 18" AMG 5-Twin-Spoke Bi-Colour Wheels
- KEYLESS-GO
- PARKTRONIC w/ Active Parking Assist



B 250/250 4MATIC Upholstery

Standard ARTICO Leather Combinations



111 - Black



118 - Crystal Grey



105 - Sahara Beige

B 250/250 4MATIC Upholstery

ARTICO/DINAMICA Combinations (Only with MSP)



661 - Black






B-Class Trim Selections



B-Class Wheels & Tires

MY16 B-Class

	B 250/250 4MATIC
STANDARD	 <p>Code - R04 17" 5-Twin Spoke Front: 225/45 (7J) x 17) Rear: 225/45 (7J) x 17) All-season run-flat tires</p>
SPORT PACKAGE	 <p>Code - 678 18" AMG 5-Twin-Spoke Front: 225/40 (7.5J) x 18) Rear: 225/40 (7.5J) x 18) All-Season run-flat tires</p>
OPTIONAL	 <p>Code - 612 18" AMG 5-Twin-Spoke Bi-Colour Front: 225/40 (7.5J) x 18) Rear: 225/40 (7.5J) x 18) All-season run-flat tires</p>

Technical Data

MY16 B-Class	B 250	B 250 4MATIC
DIMENSIONS		
Length (mm)	4,393	4,393
Width - Excluding Mirrors (mm)	1,836	1,836
Width - Including Mirrors (mm)	2,010	2,010
Height (mm)	1,562	1,562
Wheelbase (mm)	2,699	2,699
Turning Circle (m)	11.00	11.00
Track Width - Front (mm)	1,541	1,541
Track Width - Rear (mm)	1,538	1,538
Headroom - Front (mm)	1,047	1,047
Headroom - Rear (mm)	TBD	TBD
Luggage Capacity (L)	488-1,547	488-1,547
Fuel Capacity (L)	50	50
WEIGHT		
Curb Weight (kg)	1,465	1,505
Weight Distribution - Front (%)	62%	62%
Weight Distribution - Rear (%)	38%	38%
Maximum Gross Vehicle Weight (kg)	1,990	2,030
Maximum Payload (kg)	525	525
Maximum Front Axle Load (kg)	1,040	1,040
Maximum Rear Axle Load (kg)	950	990
Maximum Roof Load (kg)	75	75
ENGINE		
Engine Type	16V DOHC Turbo I4	16V DOHC Turbo I4
Displacement (cm ³)	1,991	1,991
Bore (mm)	83.00	83.00
Stroke (mm)	92.00	92.00
Horsepower (SAE @ RPM)	208 @ 5,500	208 @ 5,500
Torque (ft-lb @ RPM)	258 @ 1,200-4,000	258 @ 1,200-4,000
Compression Ratio	9.8 : 1	9.8 : 1
Fuel Type	Premium Unleaded	Premium Unleaded
DRIVETRAIN		
Drive Configuration	Front Wheel Drive	4MATIC
Transmission Type	7G-DCT automatic transmission	7G-DCT automatic transmission
Gear Ratios (:1)		
1st	3.860	3.860
2nd	2.430	2.430
3rd	2.670	2.670
4th	1.050	1.050
5th	0.780	0.780
6th	1.050	1.050
7th	0.840	0.840
Reverse	3.380	3.380
Final Drive Ratio	4.130	4.600
BODY/SUSPENSION		
Steering	Electromechanical (EPS)	Electromechanical (EPS)
Braking System	ABS with Brake Assist	ABS with Brake Assist
Front Brake Type / Diameter (mm)	Disc / 320	Disc / 320
Rear Brake Type / Diameter (mm)	Disc / 295	Disc / 295
Brake Disc Ventilation	front	front
Front Suspension	Spring Strut + wishbone	Spring Strut + wishbone
Rear Suspension	Wishbones + control arms	Wishbones + control arms
Drag Coefficient	0.75	0.75
ELECTRICAL		
Battery Capacity (Amp Hours)	70	70
Alternator Output (Watts)	2,100	2,100
Alternator Amperage (Amps)	TBD	TBD
PERFORMANCE		
Top Speed (Electronically Limited - km/h)	210	210
Acceleration - 0-100 km/h (Seconds)	6.8	6.7