



What's New for MY2016 GLE-Coupe (C292)

MBC Product Management
Date of Revision: December 7, 2015

Legal

All illustrations and specifications contained in this guide are based on the latest product information available at the time of publication and is intended for internal use only. Text and images contained herein are all subject to copyright and other intellectual property protection. This guide may not be distributed, modified, transmitted, re-posted or used for public or commercial purposes without the written permission of Mercedes-Benz Canada Inc. This guide may also contain materials that are subject to the copyright rights of their providers. Mercedes-Benz Canada Inc. reserves the right to make changes at any time, without notice, to colours, materials, equipment, specifications and models. Any variations in colours shown are due to variation between monitors and printers. Illustrations may include test situations. Some vehicles may be shown with non-Canadian equipment. Some vehicles are shown with optional equipment. All other registered trademarks or trademarks are property of their respective owners.

What's New for MY16

Models Available

- GLE 350d 4MATIC Coupe – SoP July 2015
- GLE 450 AMG 4MATIC Coupe – SoP July 2015
- Mercedes-AMG GLE 63 S 4MATIC Coupe – SoP July 2015

Details

The GLE Coupe is Mercedes-Benz's debut in the sports utility coupe segment. The blend of the coupe silhouette and hallmark SUV design features lends it an expressive, exciting and spectacular design. The dynamic appearance is backed up by a masterfully sporty driving style. With the newly developed 9G-TRONIC automatic transmission, Active Curve Assist and AIRMATIC Air Suspension, the GLE Coupe impresses with its exceptional agility and power delivery. There is the best of both worlds in the interior – the hallmark coupe elegance creates a sporty, exclusive first-class ambience coupled with high functionality and generous spaciousness typically associated with an SUV.

The GLE Coupe differs significantly from the GLE and other SUVs from Mercedes-Benz – it is a successful combination of SUV and coupe. The GLE Coupe is 77mm wider, 96mm longer, and 28mm lower than the ML-Class, resulting in a vehicle that adopts an imposing road stance which is sportily low-set.



GLE Coupe Key Highlights

- Sporty, imposing exterior, with a coupe roofline, hallmark SUV elements and standard 20" light-alloy wheels
- Newly developed 9G-TRONIC offers even faster shift and response times, ensuring a high level of drive comfort and dynamic power transfer from the engine to the road
- 4MATIC permanent all-wheel drive improves traction, driving dynamics and stability on any surface.
- DYNAMIC SELECT switch lets driver choose from four transmission modes – Comfort, Sporty, Slippery, or Individual (Additional Sport+ mode is available on 450 AMG 4M & Mercedes-AMG 63 S 4M)
- Optional Active Curve Assist with active roll stabilization and the standard AIRMATIC Air Suspension and Adaptive Damping System ensure a superior driving feel and outstanding dynamism in every driving situation.
- Standard state-of-the-art Active High Performance LED Headlights
- Next generation infotainment systems with Touchpad, integrated Media Interface and MB Apps
- Standard leather upholstery
- AMG sport model: GLE 450 AMG 4MATIC Coupe, with performance-enhancing technology and sportily striking AMG exterior and interior design



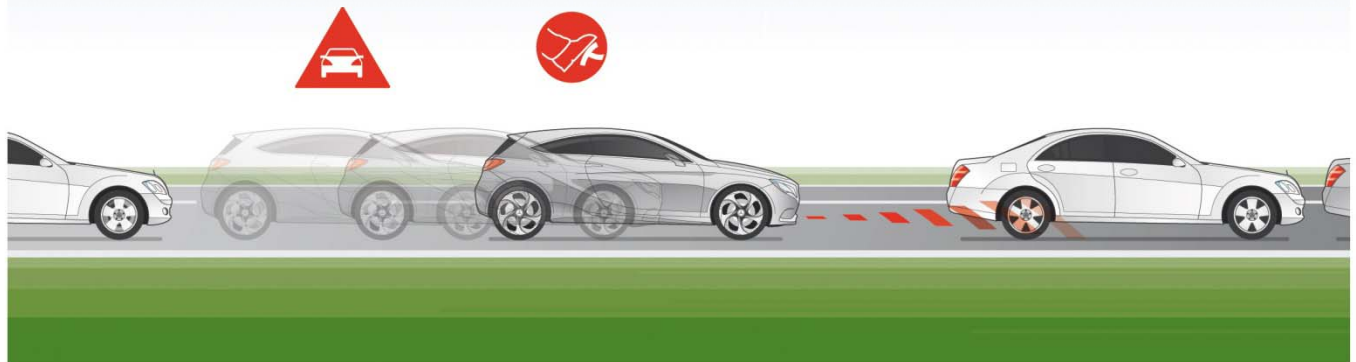
Innovation:

COLLISION PREVENTION ASSIST PLUS

Standard on all models

Visual and acoustic warnings of an imminent rear-end collision


Adaptive brake boosting before an imminent accident, when the driver applies the brake or autonomous partial braking if the driver fails to react



- Driving assistance system to lessen the danger of rear-end collisions and mitigate the consequences of accidents
- Combination of radar-based distance warning, assisted braking by Adaptive Brake Assist and autonomous partial braking
- Visual warning via a warning light in the instrument cluster when the safe distance to vehicles in front is too low within a speed range between 7 and 250 km/h
- An additional audible warning is sounded if the distance continues to close rapidly
- In case of emergency braking by the driver – and if necessary – COLLISION PREVENTION ASSIST PLUS will increase the brake pressure provided by Adaptive Brake Assist to prevent a collision
- Initiation of autonomous partial braking if the driver fails to react within a speed range of 7 and 105 km/h

Innovation: 9G TRONIC Transmission

Standard on 350d 4M & 450 AMG 4M.



Featuring nine forward gears, this automatic transmission takes efficiency, comfort and dynamism to a completely new level. It is the world's first 9-speed automatic transmission with hydrodynamic torque converter in the premium segment. Its high efficiency helps to reduce fuel consumption.

- The ECO Start/Stop Function ensures that the engine is switched off at traffic lights to reduce fuel consumption even further.
- DIRECT SELECT steering wheel with gearshift paddles.
- Faster, smoother and more efficient gear changes resulting in improved ride comfort and lower noise levels.

Innovation: Touchpad

Standard on all models



- Touchpad approx. 65 x 45 mm in size and comfortable handrest in one single component
- Additional full-fledged input option supplementing the COMAND Controller and LINGUATRONIC
- Recognition of both single and multi-finger gestures (multitouch), wiping movements, zoom gestures made by spreading and closing the fingers, also user handwriting
- Character recognition: the user is able to enter letters, characters and figures in natural handwriting
- 3 touch-sensitive keys are located behind the touch surface with which important functions can be quickly and directly operated (Back function, switch to Favourites menu, fast audio menu).
- Using the touch surface or keys gives users clear touch feedback
- The symbols are illuminated for orientation at night

Innovation: DYNAMIC SELECT

Standard on all models.



A comfortable, sporty, winter-optimized, off-road or individual vehicle setting can be called up conveniently using the DYNAMIC SELECT controller in the centre console.

- DYNAMIC SELECT switch with four different transmission modes (Comfort, Sport, Slippery, Individual)
- **Comfort:** Standard setting, well-balanced and fuel-efficient
- **Sport:** More agility and dynamism with sportier steering characteristics and modified shift points of automatic transmission (lowered suspension by 15 mm)
- **Slippery:** Optimized handling on icy and snow-covered roads due to reduced engine transmission settings as well as adjusted ESP control thresholds
- **Individual:** Variation of individual parameters to suit personal preference
- For GLE 450 AMG 4M and GLE 63 S 4M, an additional “Sport+” transmission mode is added – Further accentuates characteristics of “Sport” mode and lowers the suspension by 25 mm

Innovation: Active Curve Assist

Available as a standalone option on GLE 450 AMG 4M Coupe. Standard on GLE 63 S 4M Coupe. N/A on GLE 350d 4M Coupe.



Gliding through corners as if on rails – the active stabilizer bars of the Active Curve Assist system help reduce rolling motion of the vehicle and adds to the driving comfort when on the road. In off-road situations, the greater degree of articulation improves traction.

- Active suspension stabilizers reduce the rolling motion of the vehicle on the road
- Enhanced comfort for the occupants during cornering
- Enhanced stability and more fun at the wheel at moderate speeds on country roads
- Improved driving stability and better straight-line running at high speeds on the highway
- In off-road situations, the greater degree of articulation improves traction

Innovation:

MAGIC VISION CONTROL

Standard on GLE 350d 4M/450 AMG 4M Coupe. N/A on 63 S 4M.



- The adaptive windscreen wiper system provides the driver with the best possible visibility.
- The washer fluid is sprayed directly in front of the wiper blades and wiped away without delay.
- MAGIC VISION CONTROL automatically adjusts the amount of washer fluid dispensed based on the prevailing conditions.
- The heated wiper blades also prevent the blades from becoming clogged with snow.

Innovation: Active LED High Performance Headlamps

Standard for all models



Pioneered by Mercedes-Benz, active full-LED headlamps generate light that's even closer to natural daylight than the standard Bi-Xenon headlamps. Active Curve Illumination and Adaptive Highbeam Assist (AHA) continuously vary the beam pattern of the LED projection modules in each headlamp to help maximize the illumination of corners and straightaways, without creating glare for other drivers. The horizontal taillamps feature a fiber-optic dual "torch" design and LED turn signals and brake lamps.

Innovation:

Logo Projection Lamp

Standard on all models.

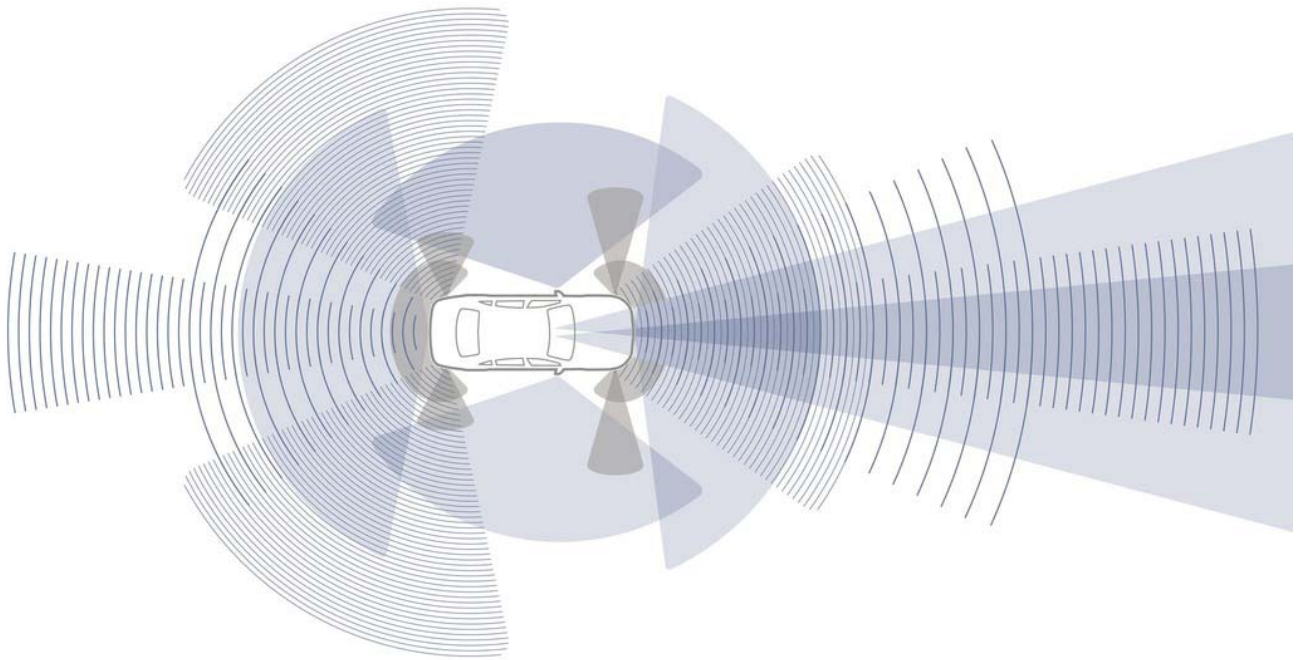


- Light projectors integrated in both exterior mirrors project the brand logo to welcome occupants at night
- Surround locator lighting must be enabled via COMAND

Innovation:

Intelligent Drive - Overview

Optional on all models.



Details

What started with PRE-SAFE® and continued with DISTRONIC PLUS has resulted in a new dimension of motoring at Mercedes-Benz: comfort and safety are merged into one. Mercedes-Benz refers to this as “Intelligent Drive”.

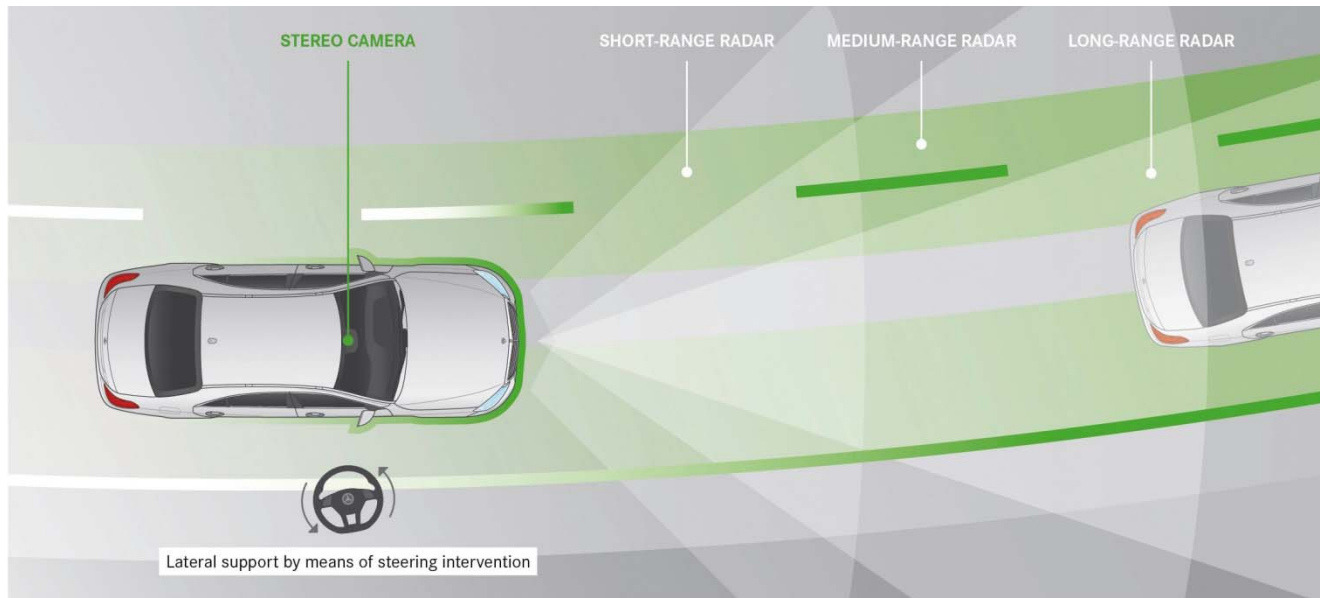
Features

- DISTRONIC PLUS with Steering Assist
- BAS PLUS with Cross Traffic Assist
- PRE-SAFE Brake with Pedestrian Recognition
- PRE-SAFE PLUS
- Active Lane Keeping
- Active Blind Spot Assist

Innovation:

Intelligent Drive – DISTRONIC PLUS with Steering Assist

Optional on all models.



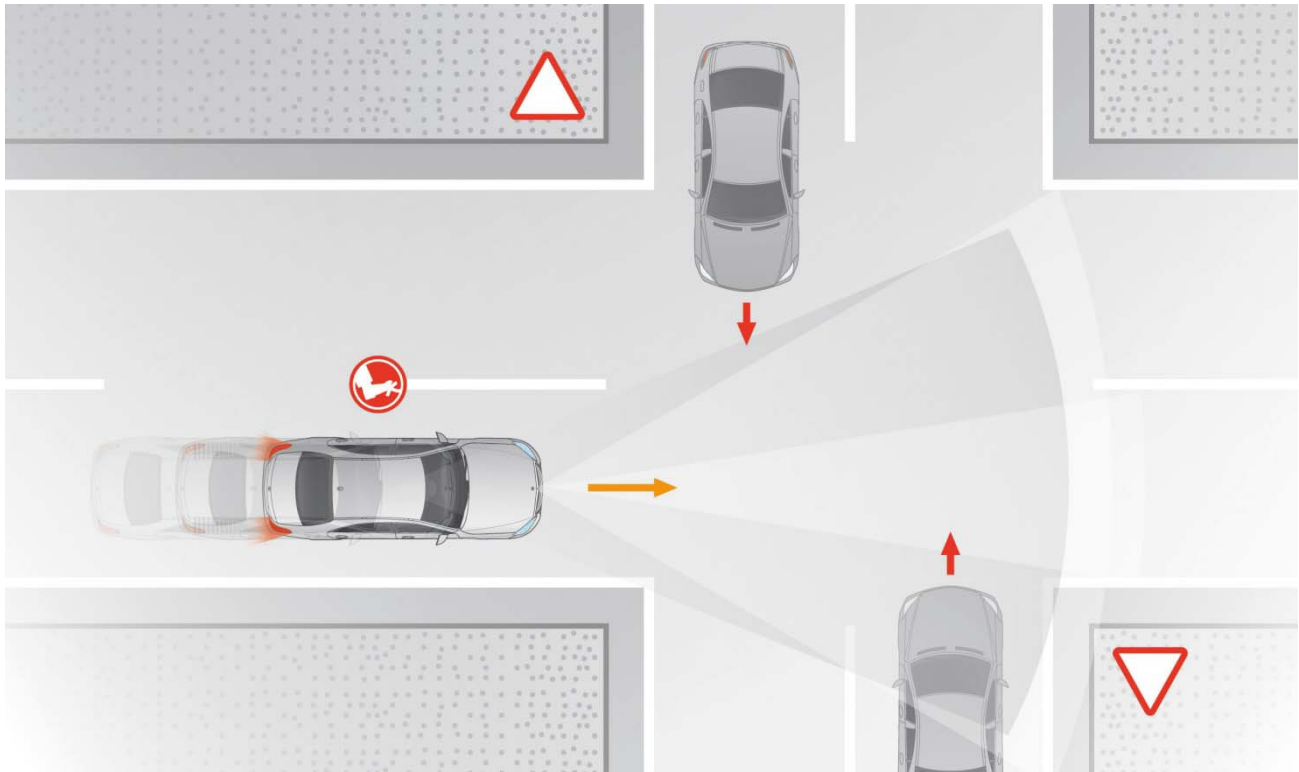
Details

- Intelligent automatic cruise control with lane guidance
- Uses the information from a 3D stereo camera in combination with radar sensors fitted all around the vehicle
- Operates in a speed range from 0 to 200 km/h
- Steering Assist automatically keeps the vehicle in the middle of its lane on straight roads and slight bends, if the lane markings on both sides are clearly visible
- If Steering Assist is active, it is indicated by a green steering-wheel symbol in the instrument cluster
- Additional following function based on the vehicle ahead when driving in traffic at speeds under 60 km/h, particularly when lane markings are missing or unclear
- Intelligent hands-off recognition: if the driver removes their hands from the steering wheel, a warning is emitted and STEERING CONTROL is deactivated only if the situation requires it. Slow, hands-off stop-and-go driving in traffic is possible.

Innovation:

Intelligent Drive – BAS PLUS with Cross-Traffic Assist

Optional for all models.

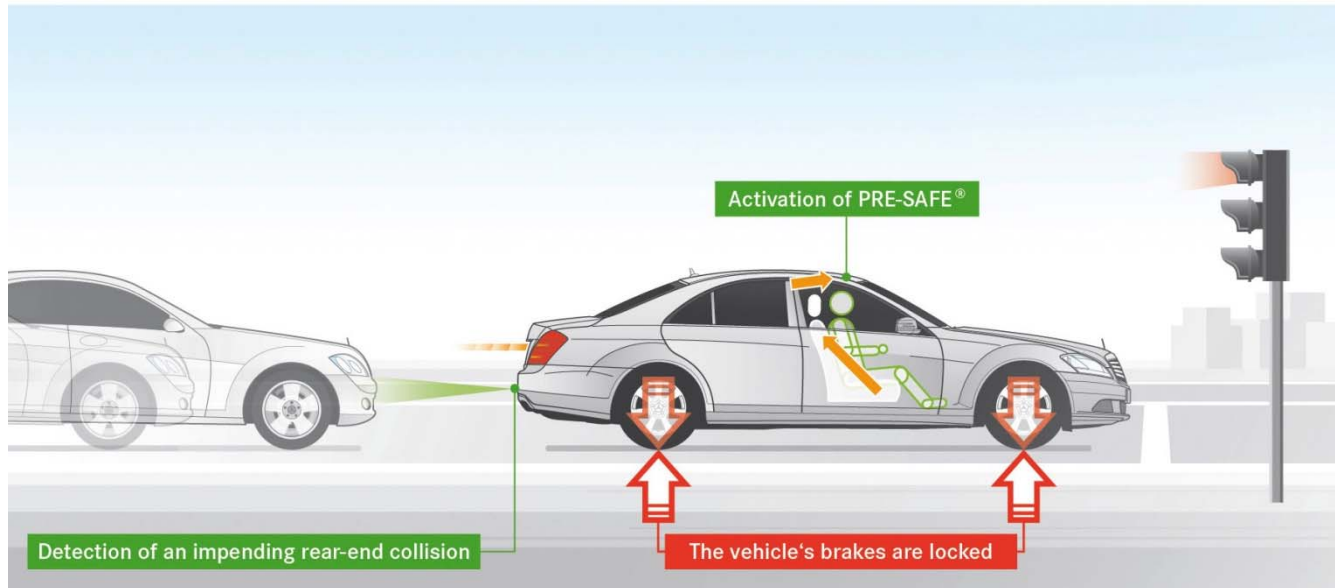


Details

- Brake Assist PLUS is able to reduce the risk of rear-end collisions and accidents at road junctions
- Continuous monitoring of the traffic situation ahead of the vehicle by means of radar sensors and a 3D stereo camera
- Vehicles travelling ahead are registered up to a speed of 250 km/h
- Crossing traffic and cyclists are registered up to a speed of 72 km/h, as well as pedestrians who are stationary or moving slowly in the path of the vehicle
- When the danger of a collision is recognized, the system gives a visual warning in the instrument cluster and an audible warning
- If the driver firmly applies the brakes, the system calculates the brake pressure that would be needed to prevent a collision
- If a collision cannot be prevented, the impact speed is significantly reduced by means of emergency braking

Innovation: Intelligent Drive – PRE-SAFE PLUS

Optional or all models.



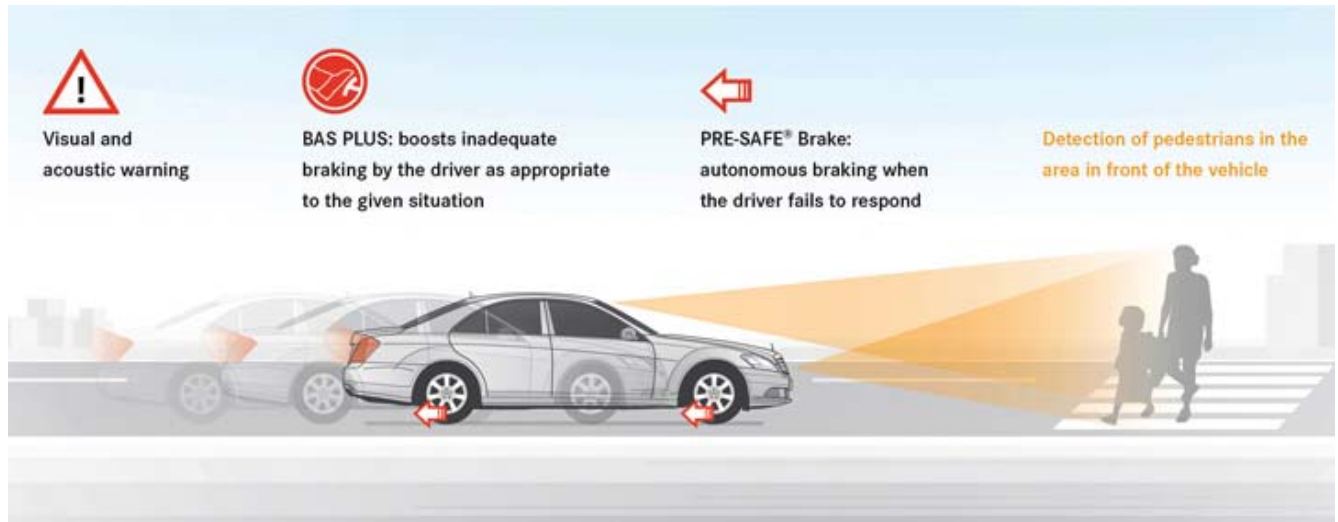
Details

- Occupant protection system to initiate preventive protection measures before an impending rear-end collision when stationary
- Uses radar sensors in the rear bumper to monitor the traffic behind the vehicle
- Locks the brakes of the stationary vehicle if the driver has indicated a wish to remain stationary, e.g. by keeping the brake pedal depressed, HOLD function activated or selector lever in position "P"
- Initiates occupant protection measures such as reversible belt tensioning
- Maintains the increased brake pressure for two seconds after an impact to prevent the vehicle from rolling forward e.g. at a intersection, while restoring maneuverability after the impact if possible

Innovation:

Intelligent Drive – PRE-SAFE Brake with Pedestrian Recognition

Optional for all models.



Details

- Driving assistance system to lessen the danger of rear-end collisions and mitigate the consequences of accidents
- Monitors the traffic situation ahead of the vehicle by means of radar sensors and a 3D stereo camera
- Reacts to vehicles ahead in a speed range from 7 to 200 km/h
- Reacts to stationary objects and stationary or slowly moving pedestrians in a speed range from 7 to 72 km/h
- Provides the driver with a visual and acoustic warning of an identified risk of collision
- Capable of initiating autonomous braking if the driver fails to react
- Capable of preventing accidents with pedestrians and stationary vehicles up to an initial speed of 50 km/h

GLE 350d 4MATIC Coupe Engine:



OM642 3.0L TurboDiesel V6

- Key features:
 - 249 horsepower
 - 457 lb-ft of torque
 - 0-100 km/h in 7.0 seconds
 - ECO stop-start technology
 - 4 valves per cylinder
 - The low weight of the die-cast aluminum crankcase with cast-in cylinder liners made from cast iron helps to bring about a substantial reduction in engine weight

GLE 450 AMG 4MATIC Coupe Engine:



M276 3.0L Bi-Turbo V6

The 3.0L engine was further developed for the AMG Sport model from Mercedes-AMG, resulting in a high degree of hallmark AMG Driving Performance.

- Key features:
 - 362 horsepower
 - 384 lb-ft of torque
 - 0-100 km/h in 5.7 seconds
 - Top speed 250 km/h
 - ECO stop-start technology
 - Direct injection with fast responding piezo injectors and multi-spark ignition system
 - 4 valves per cylinder
 - 9G-TRONIC PLUS Transmission

Mercedes-AMG GLE 63 S 4MATIC Coupe Engine:



M157 5.5L Bi-Turbo V8

The M157 is an agile, high-torque V8 Bi-Turbo engine with low fuel consumption.

- Key features:
 - 577 horsepower
 - 561 lb-ft of torque
 - 0-100 km/h in 4.2 seconds
 - Top Speed 250 km/h (280 km/h with speed limit deletion)
 - ECO stop-start technology
 - Direct injection with piezo injectors and spray-guided combustion
 - 4 valves per cylinder with continuous camshaft adjustment on the intake and exhaust side
 - AMG SPEEDSHIFT PLUS 7G-TRONIC Transmission

GLE 350d 4MATIC Coupe Exterior Design



GLE 450 AMG 4MATIC Coupe Exterior Design

"AMG" badge on the front wings, exclusive feature of the AMG Sport model

Optional 22" AMG 5 Twin-Spoke Wheels

Front splitter in silver chrome and AMG front apron

AMG spoiler lip in vehicle colour

Exterior mirrors and window surrounds in black

Two chrome-plated AMG tailpipe trim elements

Standard 21" AMG 5-twin-spoke wheels



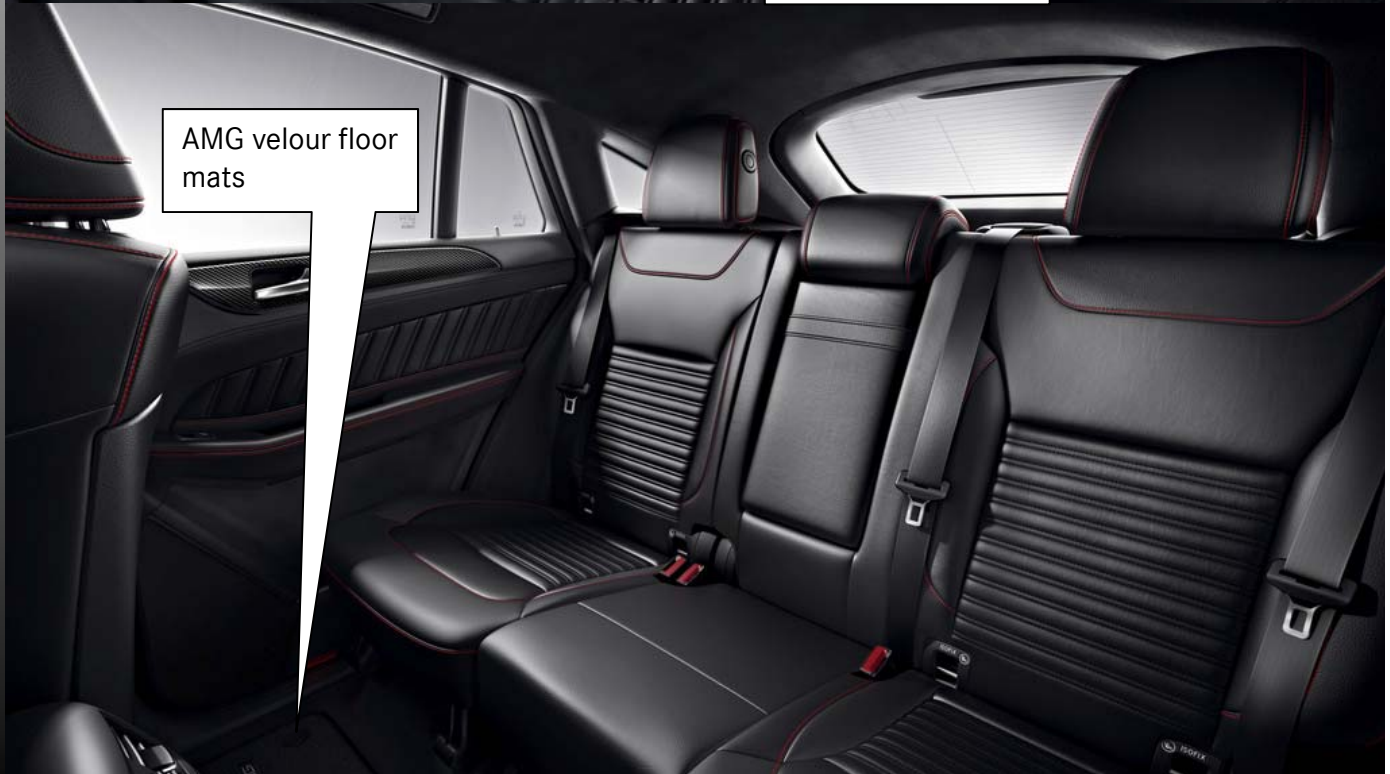
GLE 63 S 4MATIC Coupe Exterior Design



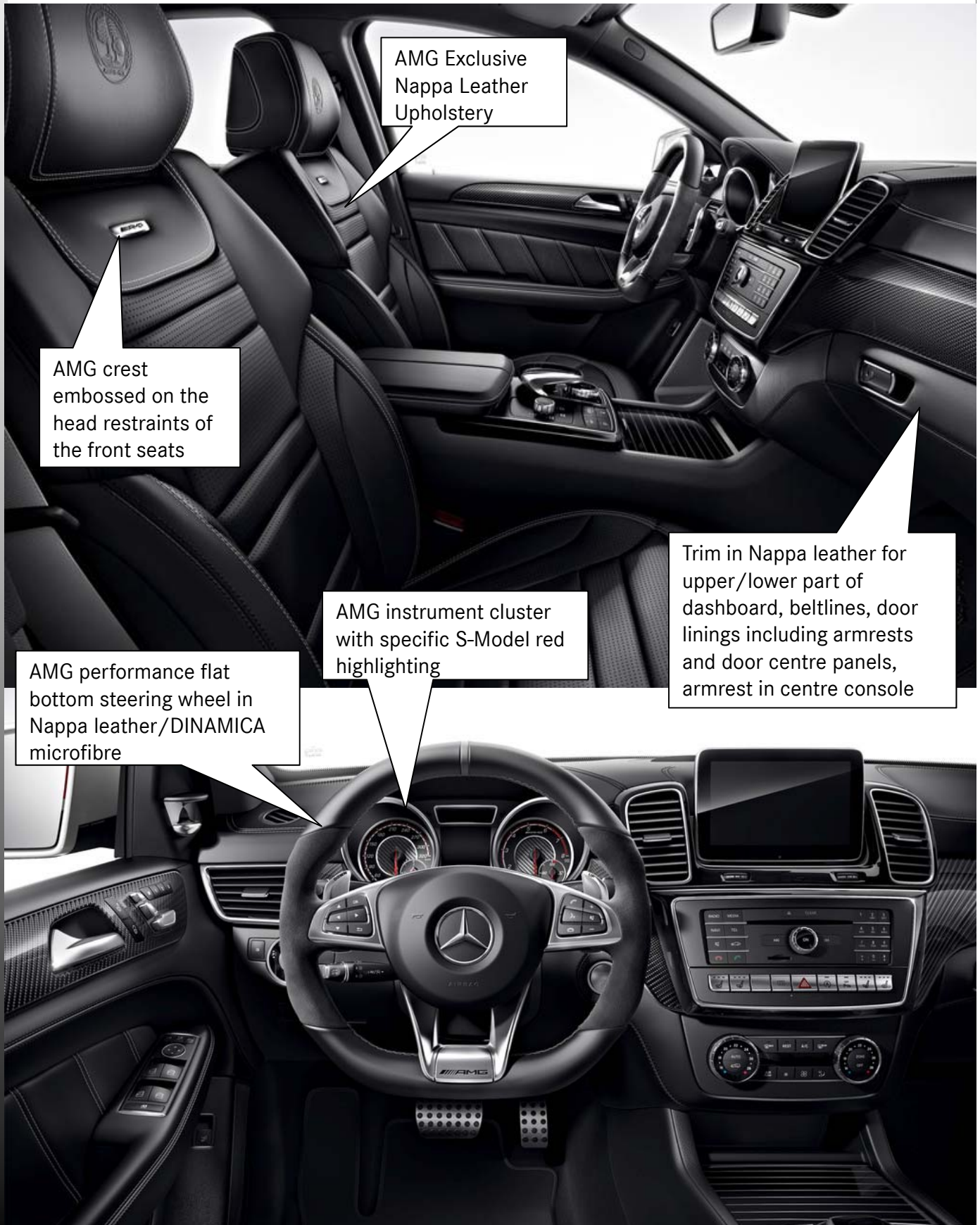
GLE 350d 4MATIC Coupe Interior Design



GLE 450 AMG 4MATIC Coupe Interior Design



GLE 63 S 4MATIC Coupe Interior Design



GLE 350d 4MATIC Coupe

Standard Equipment Highlights

Mechanical

- 3.0L Turbo Diesel V6
- 4MATIC Permanent All-Wheel Drive
- 9G-TRONIC Transmission
- DYNAMIC SELECT with 4 Modes
- ECO Start/Stop Function

Exterior

- AMG Styling
- Active High Performance LED Headlamps
- 20" 5-twin-spoke Wheels
- Panoramic Sunroof
- EASY-PACK Power Tailgate

Interior

- KEYLESS Start
- COMAND Online Navi w/ MB Apps
- Heated Front Seats
- Rear View Camera
- Leather Upholstery
- Heated Steering Wheel
- 14-way power adjustable front seats with memory
- THERMATIC Automatic Climate Control

Safety

- COLLISION PREVENTION ASSIST PLUS
- Passive Blind Spot Assist
- MAGIC VISION CONTROL
- PRE-SAFE
- Crosswind Assist
- ATTENTION ASSIST
- BRAKE ASSIST (BAS)



GLE 350d 4MATIC Coupe

Option Packages

Premium Package (MPP)

- Climate-Controlled Cupholders
- PARKTRONIC w/ Active Parking Assist
- 360 Camera
- THERMOTRONIC Automatic Climate Control
- harman/kardon LOGIC7 Surround Sound System (14 speakers, 830 w)
- Heated Rear Seats
- KEYLESS-GO
- 115V Power Socket



Sport Package (MSP)

- Adaptive Damping System (ADS)
- AIRMATIC Air Suspension
- 21" AMG 5-twin-spoke Wheels



Intelligent Drive Package (IDP)

- DISTRONIC PLUS
- Active Blind Spot Assist
- Active Lane Keeping Assist
- CMS Rear
- DISTRONIC PLUS with Steering Assist
- BAS PLUS
- BAS PLUS with Cross-Traffic Assist
- PRE-SAFE Brake (Autonomous emergency braking)
- PRE-SAFE PLUS for rear-end collision



GLE 350d 4MATIC Coupe

Option Packages


AMG Interior Package (P29)

- Front Sport Seats
- Sport Steering Wheel
- AMG Velour Floor Mats
- Nappa Leather Upholstery
- Stainless Steel Sport Pedals



Stand Alone Options

- Wood/Leather Steering Wheel
- Multicontour Front Seats with Massage
- Climate Comfort Front Seats
- Trailer Hitch
- Aluminum Running Boards
- Rear Seat Entertainment System
- Soft Close Doors
- 22" AMG Multi-Spoke Wheels
- Black DINAMICA Roof Liner



GLE 450 AMG 4MATIC Coupe

Standard Equipment Highlights

Mechanical

- 3.0L Bi-Turbo V6
- 4MATIC Permanent All-Wheel Drive
- AIRMATIC Air Suspension
- Adaptive Damping
- 9G-TRONIC Transmission
- DYNAMIC SELECT with 5 Modes
- ECO Start/Stop Function

Exterior


- AMG Styling
- AMG Trunk Lid Spoiler
- Active High Performance LED Headlamps
- 21" AMG 5-twin-spoke Wheels
- Panoramic Sunroof
- EASY-PACK Power Tailgate

Interior

- KEYLESS Start
- COMAND Online Navi w/ MB Apps
- Heated Front Seats
- Rear View Camera
- Leather Upholstery
- Sport Steering Wheel
- 14-way power adjustable front seats with memory
- THERMATIC Automatic Climate Control

Safety

- COLLISION PREVENTION ASSIST PLUS
- Passive Blind Spot Assist
- MAGIC VISION CONTROL
- PRE-SAFE



GLE 450 AMG 4MATIC Coupe

Option Packages

Premium Package (MPP)

- Climate-Controlled Cupholders
- PARKTRONIC w/ Active Parking Assist
- 360 Camera
- THERMOTRONIC Automatic Climate Control
- harman/kardon LOGIC7 Surround Sound System (14 speakers, 830 w)
- Heated Rear Seats
- KEYLESS-GO
- 115V Power Socket

Intelligent Drive Package (IDP)

- DISTRONIC PLUS
- Active Blind Spot Assist
- Active Lane Keeping Assist
- CMS Rear
- DISTRONIC PLUS with Steering Assist
- BAS PLUS
- BAS PLUS with Cross-Traffic Assist
- PRE-SAFE Brake (Autonomous emergency braking)
- PRE-SAFE PLUS for rear-end collision



GLE 450 AMG 4MATIC Coupe

Stand Alone Options

- Wood/Leather Steering Wheel
- Heated Steering Wheel
- Multicontour Front Seats with Massage
- Climate Comfort Front Seats
- Active Curve Assist
- Trailer Hitch
- 22" AMG multi-spoke Wheels



- 22" AMG 5-twin-spoke Wheels



- Bang & Olufsen Performance Surround Sound System (14 speakers, 900 w)



- Aluminum Running Boards
- Rear Seat Entertainment System

Night Package

Available as a stand alone option on GLE 450 AMG 4M Coupe and GLE 63 S 4M.

- Louvre in radiator grille in high-gloss black



- Simulated underguard at front and rear in high-gloss black



- Exterior mirrors in high-gloss black
- Window Trim Surrounds in black
- Tailpipe trim elements in chrome
- Tailpipe trim elements in chromed black with centerpiece (GLE 450 AMG 4M Coupe Only)
- A-Wing insert for front and rear apron in black and black twin tailpipe trim elements (Mercedes-AMG GLE 63 S 4M Coupe only)



Mercedes-AMG GLE 63 S 4MATIC Coupe

Standard Equipment Highlights

Mechanical

- 5.5L Bi-Turbo V8
- 4MATIC Permanent All-Wheel Drive
- AIRMATIC Air Suspension
- Adaptive Damping
- AMG SPEEDSHIFT PLUS 7G-TRONIC Transmission
- DYNAMIC SELECT with 5 Modes
- ECO Start/Stop Function



Exterior

- AMG Styling
- AMG Trunk Lid Spoiler
- Red Brake Calipers
- Active High Performance LED Headlamps
- 22" AMG cross-spoke Wheels
- Heated Windshield Washer System
- Panoramic Sunroof



Interior

- KEYLESS Start
- COMAND Online Navi w/ MB Apps
- Heated Front Seats
- 360 Camera
- AMG Exclusive Nappa Leather Upholstery
- AMG Performance Steering Wheel



Safety

- COLLISION PREVENTION ASSIST PLUS
- PARKTRONIC w/ Active Parking Assist
- Passive Blind Spot Assist
- PRE-SAFE
- Crosswind Assist



Mercedes-AMG GLE 63 S 4MATIC Coupe

Option Packages

Premium Package (MPP)

- Electronic Speed Limiter Deletion
- Climate-Controlled Cupholders
- Climate Comfort Front Seats
- Heated Rear Seats
- Soft Close Doors
- KEYLESS-GO
- Black DINAMICA Roof Liner
- AMG Performance Exhaust



Intelligent Drive Package (IDP)

- DISTRONIC PLUS
- Active Blind Spot Assist
- Active Lane Keeping Assist
- CMS Rear
- DISTRONIC PLUS with Steering Assist
- BAS PLUS
- BAS PLUS with Cross-Traffic Assist
- PRE-SAFE Brake (Autonomous emergency braking)
- PRE-SAFE PLUS for rear-end collision



Mercedes-AMG GLE 63 S 4MATIC Coupe

Stand Alone Options

- Heated Steering Wheel
- 22" AMG cross-spoke Wheels in Matte Black



- Bang & Olufsen Performance Surround Sound System (14 speakers, 900 w)
- Rear Seat Entertainment System
- Multicontour Front Seats with Massage
- Night Package (See pg. 30)

GLE 350d 4M/450 AMG 4M Coupe

Interior Combinations



(211) Black Leather



(224) Saddle Brown Leather



(225) Ginger Beige Leather



(228) Crystal Grey Leather

GLE 350d 4M/450 AMG 4M Coupe

Interior Combinations (optional)



(811) Pearl Black Sport Leather



(821) Pearl Black w/ Red Stitching Sport Leather



(855) Porcelain Sport Leather

Mercedes-AMG GLE 63 S 4M Coupe

Interior Combinations



(531) Black AMG Exclusive Nappa Leather



(541) Black w/ Contrast Stitching AMG Exclusive Nappa Leather



(534) Espresso Brown AMG Exclusive Nappa Leather










(535) Porcelain AMG Exclusive Nappa Leather

GLE Coupe

Trim Choices



Wheels & Tires

MY16 GLE Coupe			
	350d 4M	450 AMG 4M	Mercedes-AMG 63 S 4M
STANDARD			
	Code R33 20" 5-twin-spoke light-alloy 275/50 Front & Rear 8.5J x 20 ET53/29 All-Season Tires with compact spare (Code 690)	Code 684 21" AMG 5-twin-spoke light-alloy 275/45 Front, 315/40 Rear 10J x 21 ET52 (front) 11J x 21 ET38 (rear) All-Season Tires with compact spare (Code 690)	Code 676 22" AMG cross-spoke light-alloy 285/40 Front, 325/35 Rear 10J x 22 ET56 (front) 11.5J x 22 ET42 (rear) High Performance Tires with compact spare (Code 690) <i>(not recommended for winter use)</i>
SPORT PACKAGE		No Package Offer	No Package Offer
	Code 650 21" AMG 5-twin-spoke light alloy 275/45 Front, 315/40 Rear 10J x 21 ET52 (front) 11J x 21 ET38 (rear) All-Season Tires with compact spare (Code 690)		
Night Package	No Package Offer		
		Code 759 22" AMG multi-spoke (bi-colour) 285/40 Front, 325/35 Rear 10J x 22 ET56 11J x 22 ET40 High Performance Tires with compact spare (Code 690) <i>(not recommended for winter use)</i>	Code 680 22" AMG cross-spoke light-alloy (Matte Black) 285/40 Front, 325/35 Rear 10J x 22 ET56 (front) 11.5J x 22 ET42 (rear) High Performance Tires with compact spare (Code 690) <i>(not recommended for winter use)</i>
OPTIONAL			
		Code 671 22" AMG 5-twin-spoke (bi-colour) 285/40 Front, 325/35 Rear 10J x 22 ET56 (front) 11J x 22 ET40 (rear) High Performance Tires with compact spare (Code 690) <i>(not recommended for winter use)</i>	

Technical Data

MY16 GLE Coupe	350d 4M	450 AMG 4M	Mercedes-AMG 63 S 4M
DIMENSIONS			
Length (mm)	4,900	4,891	4,918
Width - Excluding Mirrors (mm)	2,003	2,003	2,003
Width - Including Mirrors (mm)	2,129	2,129	2,129
Height (mm)	1,731	1,719	1,718
Wheelbase (mm)	2,915	2,915	2,915
Turning Circle (m)	11.8	11.8	11.8
Luggage Capacity (L)	650 - 1,720	650 - 1,720	650 - 1,720
Fuel Capacity (L)	93 (12L Reserve)	93 (12L Reserve)	93 (14L Reserve)
WEIGHT			
Curb Weight (kg)	2,250	2,220	2,350
Maximum Gross Vehicle Weight (kg)	2,900	2,880	3,050
Maximum Payload (kg)	650	660	700
Maximum Roof Load (kg)	75	75	75
Permissible Trailer Load (kg)	3,265	3,265	3,265
ENGINE			
Engine Type	3.0L TurboDiesel V6	3.0 Bi-Turbo V6	5.5L Bi-Turbo V8
Displacement (cm3)	2,987	2,996	5,461
Bore (mm)	83.00	88.00	98.00
Stroke (mm)	92.00	82.10	90.50
Horsepower (SAE @ RPM)	249 hp @ 3,400	362 @ 5,500-6,000	577 @ 5,500
with AMG Performance Package	-	-	-
Torque (lb-ft @ RPM)	457 lb-ft @ 1,600	384 @ 1,800-4,000	561 @ 1,750-5,250
with AMG Performance Package	-	-	-
Compression Ratio	15.5:1	10.5:1	10.0:1
Fuel Type	Diesel	Premium Unleaded	Premium Unleaded
DRIVETRAIN			
Drive Configuration	4MATIC Permanent AWD	4MATIC Permanent AWD	4MATIC Permanent AWD
Transmission Type	9G-TRONIC PLUS Automatic	9G-TRONIC PLUS Automatic	AMG SPEEDSHIFT PLUS 7G-TRONIC Automatic
Gear Ratios (:1)			
1st	5.500	5.500	4.380
2nd	3.330	3.330	2.860
3rd	2.310	2.310	1.920
4th	1.660	1.660	1.370
5th	1.210	1.210	1.000
6th	1.000	1.000	0.820
7th	0.860	0.860	0.730
8th	0.720	0.720	-
9th	0.600	0.600	-
Reverse	4.930	4.930	3.420
Reverse 2	-	-	2.230
Final Drive Ratio	3.270	3.690	3.690
BODY/SUSPENSION			
Steering	Rack & Pinion	Rack & Pinion	Rack & Pinion
Braking System			
Front Brake Type / Diameter (mm)	Disc / 330	Disc / 375	Disc / 390
Rear Brake Type / Diameter (mm)	Disc / 325	Disc / 345	Disc / 345
Brake Disc Ventilation	Front	Front & Rear	Front & Rear
Front Suspension	Double Wishbone	AIRMATIC	AIRMATIC
Rear Suspension	Multi-link	AIRMATIC	AIRMATIC
Drag Coefficient	0.35	0.36	0.34
ELECTRICAL			
Battery Capacity (Amp Hours)	95	95	95
PERFORMANCE			
Top Speed (Electronically Limited - km/h)	210	210	250 (280 w/MPP)
Acceleration - 0-100 km/h (Seconds)	7.0	5.7	4.2