



What's New for MY2016 GLE-Class (W166)

MBC Product Management
Date of Revision: June 23, 2016

What's New for MY16

Models Available

- GLE 350d 4MATIC – SoP July 2015
- GLE 400 4MATIC – SoP July 2015 *End of production December 2015*
- GLE 450 AMG 4MATIC – **SoP Late January 2016**
- GLE 550 4MATIC – SoP July 2015
- Mercedes-AMG GLE 63 S 4MATIC – SoP August 2015

Details

The new generation GLE, the extensive facelift with a modern and sporty exterior and interior design, and new assistance systems powered by highly efficient powertrains.

Change Highlights

- Completely new exterior and interior design
- Introduction of GLE 450 AMG 4MATIC – new AMG Sport model line with more engine power, standard AIRMATIC air suspension and AMG interior and exterior elements.
- GLE 350d engine re-tuned to produce +9hp vs. previous generation ML350 BlueTEC
- No change in engine on GLE 400 4M/550 4M as ML-Class equivalent
- 9G TRONIC Transmission – Standard on GLE 350d
- Standard DYNAMIC SELECT Switch, KEYLESS Start, and LED Tail Lights
- Standard safety systems including MAGIC VISION CONTROL (n/a on GLE 63 S), and CROSSWIND ASSIST
- Optional Intelligent Drive Package (IDP) available on all models
- Trim changes:
 - H10 – AMG Carbon Anthracite **NEW**
 - 734 – Eucalyptus Wood (Available on GLE 350d/400) **NEW**

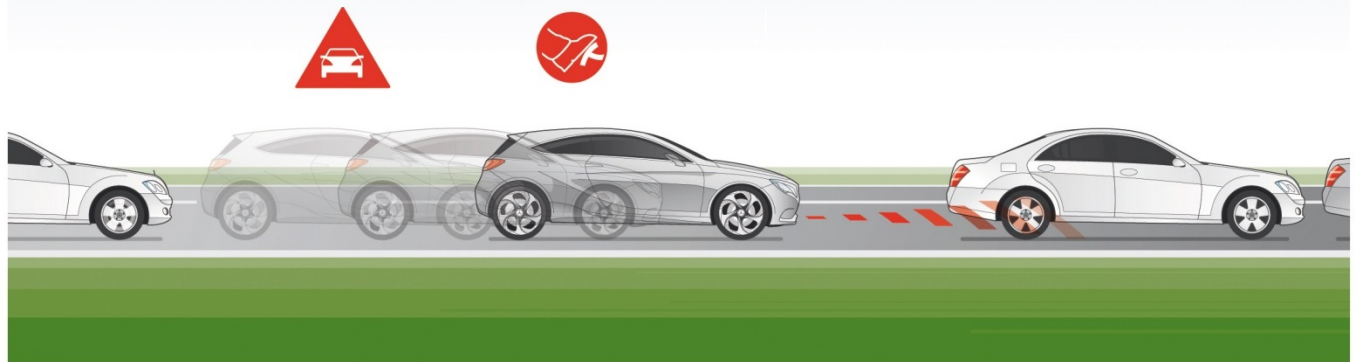
Innovation:

COLLISION PREVENTION ASSIST PLUS

Standard on all models

Visual and acoustic warnings of an imminent rear-end collision


Adaptive brake boosting before an imminent accident, when the driver applies the brake or autonomous partial braking if the driver fails to react



- Driving assistance system to lessen the danger of rear-end collisions and mitigate the consequences of accidents
- Combination of radar-based distance warning, assisted braking by Adaptive Brake Assist and autonomous partial braking
- Visual warning via a warning light in the instrument cluster when the safe distance to vehicles in front is too low within a speed range between 7 and 250 km/h
- An additional audible warning is sounded if the distance continues to close rapidly
- In case of emergency braking by the driver – and if necessary – COLLISION PREVENTION ASSIST PLUS will increase the brake pressure provided by Adaptive Brake Assist to prevent a collision
- Initiation of autonomous partial braking if the driver fails to react within a speed range of 7 and 105 km/h

Innovation: 9G TRONIC Transmission

Standard on GLE 350d and 450, N/A on other models.



Featuring nine forward gears, this automatic transmission takes efficiency, comfort and dynamism to a completely new level. It is the world's first 9-speed automatic transmission with hydrodynamic torque converter in the premium segment. Its high efficiency helps to reduce fuel consumption.

- The ECO Start/Stop Function ensures that the engine is switched off at traffic lights to reduce fuel consumption even further.
- Includes the DIRECT SELECT steering wheel with gearshift paddles.
- Faster, smoother and more efficient gear changes, which in turn enhances ride comfort and reduces noise levels.

Innovation: Touchpad

Standard on GLE 550 4MATIC & Mercedes-AMG GLE 63 S



- Touchpad approx. 65 x 45 mm in size and comfortable handrest in one single component
- Additional full-fledged input option supplementing the COMAND Controller and LINGUATRONIC
- Recognition of both single and multi-finger gestures (multitouch), wiping movements, zoom gestures made by spreading and closing the fingers, also user handwriting
- Character recognition: the user is able to enter letters, characters and figures in natural handwriting
- 3 touch-sensitive keys are located behind the touch surface with which important functions can be quickly and directly operated (Back function, switch to Favourites menu, fast audio menu).
- Using the touch surface or keys gives users clear touch feedback
- The symbols are illuminated for orientation at night

Innovation: DYNAMIC SELECT Switch

Standard on all models.



- A comfortable, sporty, winter-optimized, off-road or individual vehicle setting can be called up conveniently using the DYNAMIC SELECT controller in the centre console.
- DYNAMIC SELECT switch with five different transmission modes (Comfort, Sport, Slippery, Individual, Offroad)
- For Mercedes-AMG GLE 63 S there is the Sport+ transmission mode, which further enhances the characteristics of the Sport mode – the suspension is lowered by 25 mm.

Innovation:

MAGIC VISION CONTROL

Standard on all models. N/A on GLE 63 S due to lack of space under the hood.

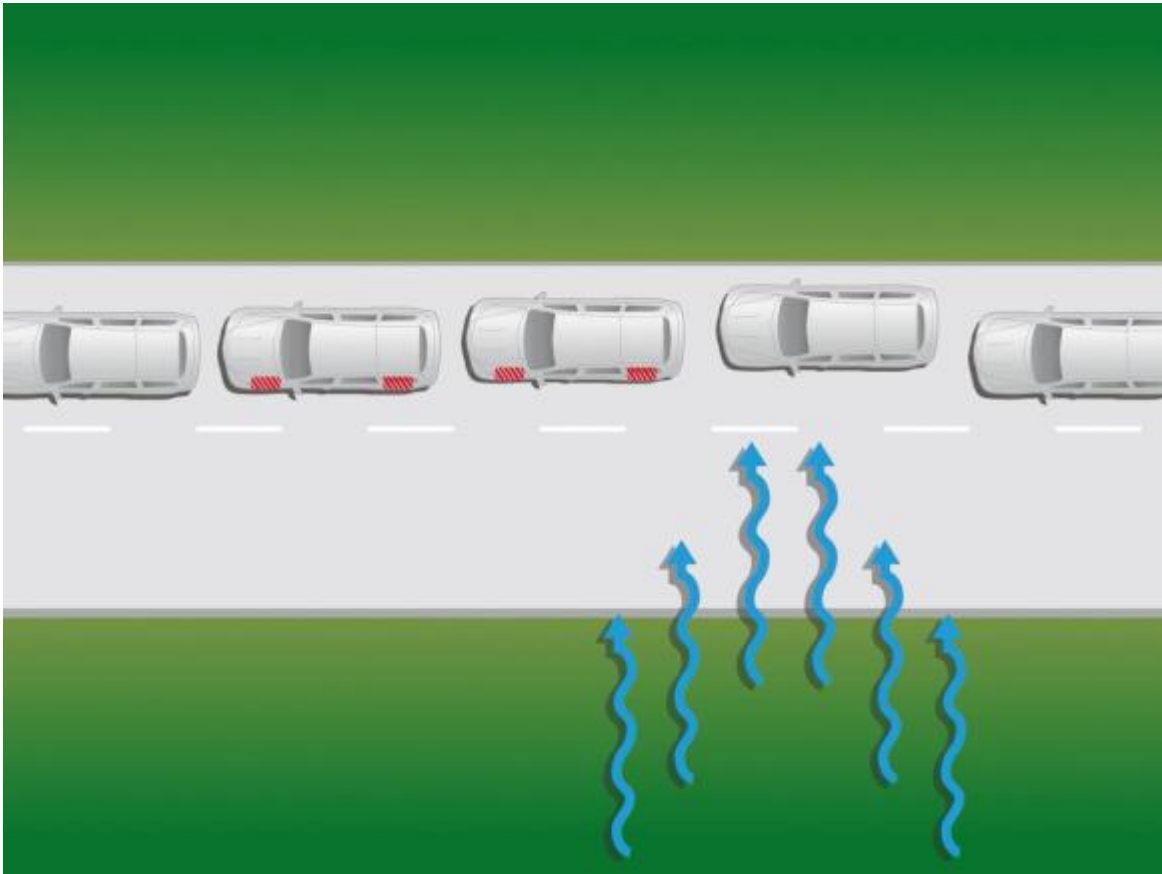


- The adaptive windscreen wiper system allows the driver the best possible visibility even during the wiping process.
- The washer fluid is sprayed directly in front of the wiper blades and wiped away without delay.
- MAGIC VISION CONTROL automatically adjusts the amount of washer fluid dispensed to the prevailing conditions.
- The heated wiper blades also prevent the blades from becoming clogged with snow.

Innovation:

Crosswind Assist

Standard on all models



- In strong, gusty crosswinds there is a danger of the vehicle being brought off course. Crosswind Assist is able to detect this and help the driver to keep the vehicle on course.
- Crosswind Assist works with the ESP® sensors and the steering angle signals the electromechanically assisted EPS steering gear.
- The system is only active from a specific threshold value and speeds above 80 km/h when driving straight ahead and on slight bends.

Innovation:

COMAND Online Navi w/ MB Apps

Standard on GLE 550/63 S. Included as part of MPP on 350d/400/450.



- Control and display system for navigation, telephone, audio, video, internet, and many more functions
- High-resolution media display with 8" screen
- Intuitive operation via touchpad integrated into the central control panel for operation the head unit and entering characters
- Access to websites when the vehicle is stationary, plus unrestricted use of MB Apps via smartphone tethering.
- Bluetooth® interface with hands-free function, text message/email read and write function and audio streaming for music transmission
- LINGUATRONIC voice control system for audio, telephone, navigation, music search and control of MB Apps
- 2 USB ports and SD card slot in the centre console
- Intuitive operation via COMAND Controller, buttons in COMAND control panel or multifunction steering wheel

Innovation: Headlamp systems

Halogen Headlamps

(Std. on GLE 350d, GLE 400)



H7 Halogen headlamps paired with bright white LED Daytime Running Lamps help increase the visibility of your vehicle to oncoming traffic. The taillamps feature a fiber-optic dual "torch" design and LED turn signals and brake lamps.

Active LED High Performance Headlamps

(Std. on GLE 450, GLE 550, GLE 63 S. Opt. on GLE 350d, GLE 400)



Pioneered by Mercedes-Benz, active full-LED headlamps generate light that's even closer to natural daylight than the standard Bi-Xenon headlamps. Active Curve Illumination and Adaptive Highbeam Assist (AHA) continuously vary the beam pattern of the LED projection modules in each headlamp to help maximize the illumination of corners and straightaways, without creating glare for other drivers. The horizontal taillamps feature a fiber-optic dual "torch" design and LED turn signals and brake lamps.

Innovation: Logo Projection Lamp

Standard on all models.

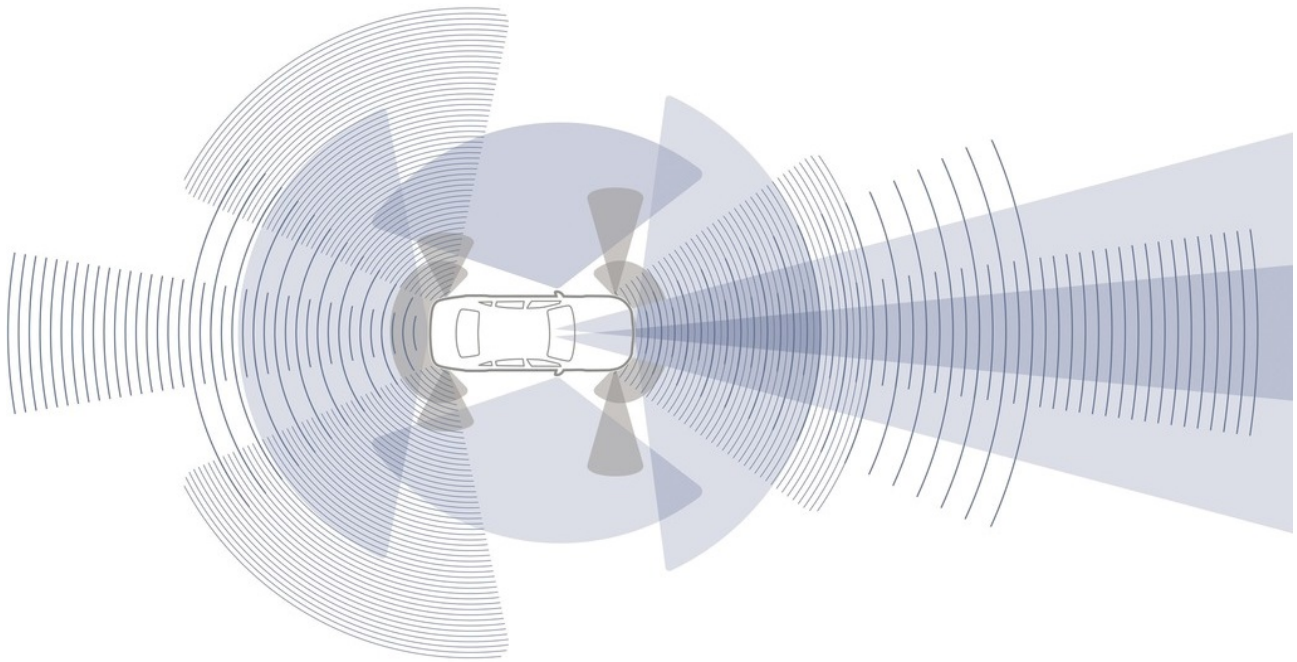


- Light projectors integrated in both exterior mirrors project the brand logo to welcome occupants at night
- Surround locator lighting must be enabled via COMAND

Innovation:

Intelligent Drive - Overview

Optional for all models.



Details

What started with PRE-SAFE® and continued with DISTRONIC PLUS has resulted in a new dimension of motoring at Mercedes-Benz: comfort and safety are merged into one. Mercedes-Benz refers to this as “Intelligent Drive”.

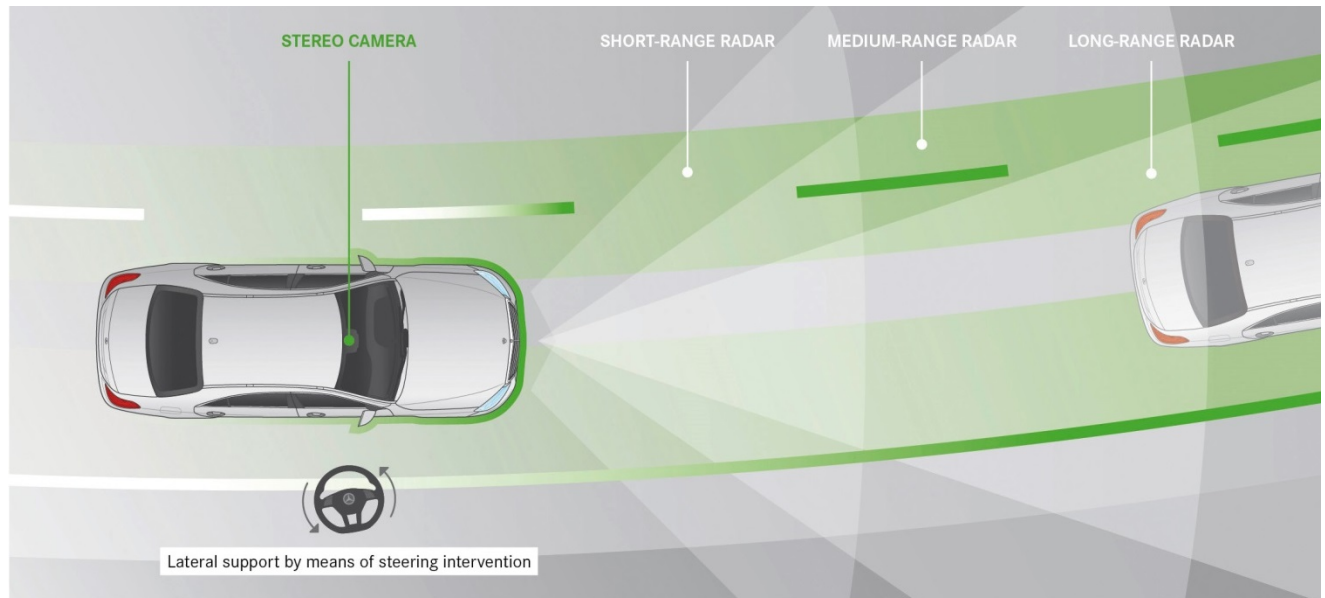
Features

- DISTRONIC PLUS with Steer Assist
- BAS PLUS with Cross Traffic Assist
- PRE-SAFE Brake with Pedestrian Recognition
- PRE-SAFE PLUS
- Active Lane Keeping
- Active Blind Spot Assist

Innovation:

Intelligent Drive – DISTRONIC PLUS with Steering Assist

Optional for all models.



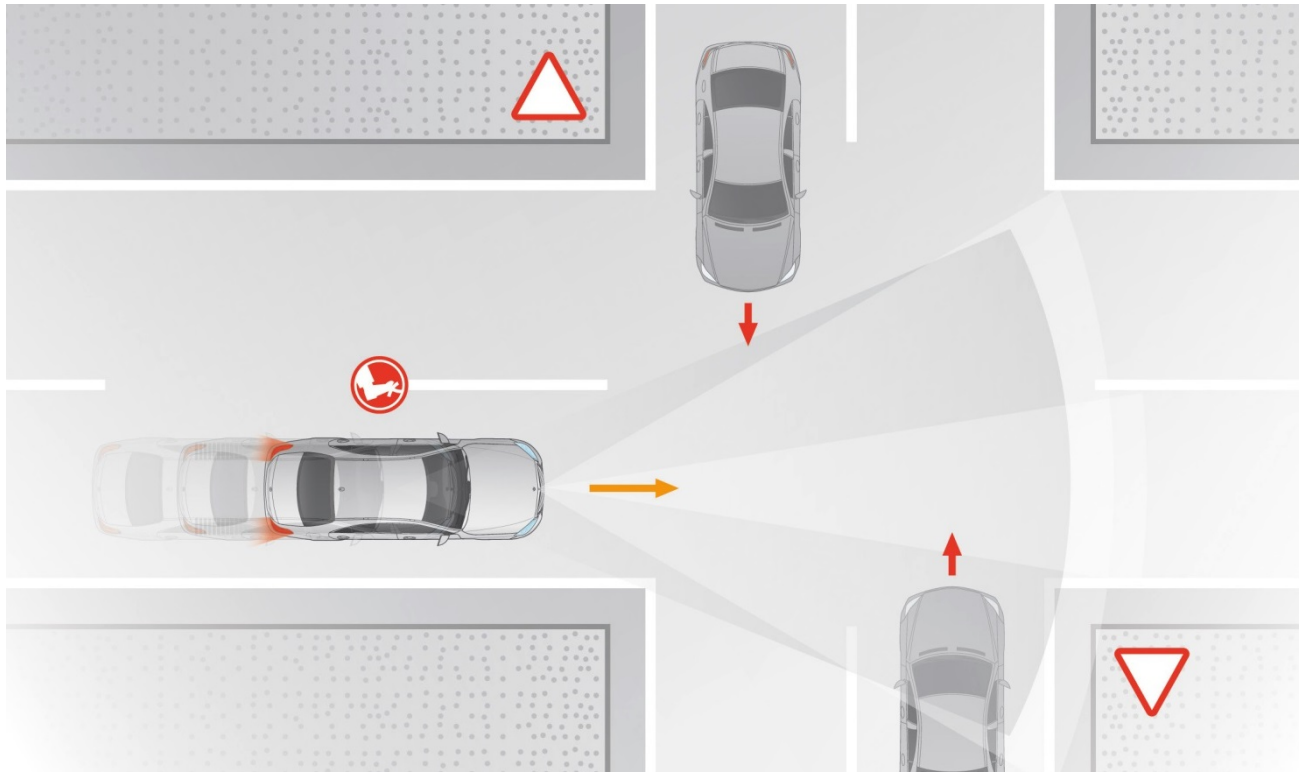
Details

- Intelligent automatic cruise control with lane guidance
- Uses the information from a 3D stereo camera in combination with radar sensors fitted all around the vehicle
- Operates in a speed range from 0 to 200 km/h
- Steer Assist automatically keeps the vehicle in the middle of its lane on straight roads and slight bends, if the lane markings on both sides are clearly visible
- If Steer Assist is active, it is indicated by a green steering-wheel symbol in the instrument cluster
- Additional following function based on the vehicle ahead when driving in traffic at speeds under 60 km/h, particularly when lane markings are missing or unclear
- Intelligent hands-off recognition: if the driver removes their hands from the steering wheel, a warning is emitted and STEER CONTROL is deactivated only if the situation requires it. Slow, hands-off stop-and-go driving in traffic is possible.

Innovation:

Intelligent Drive – BAS PLUS with Cross-Traffic Assist

Optional for all models.

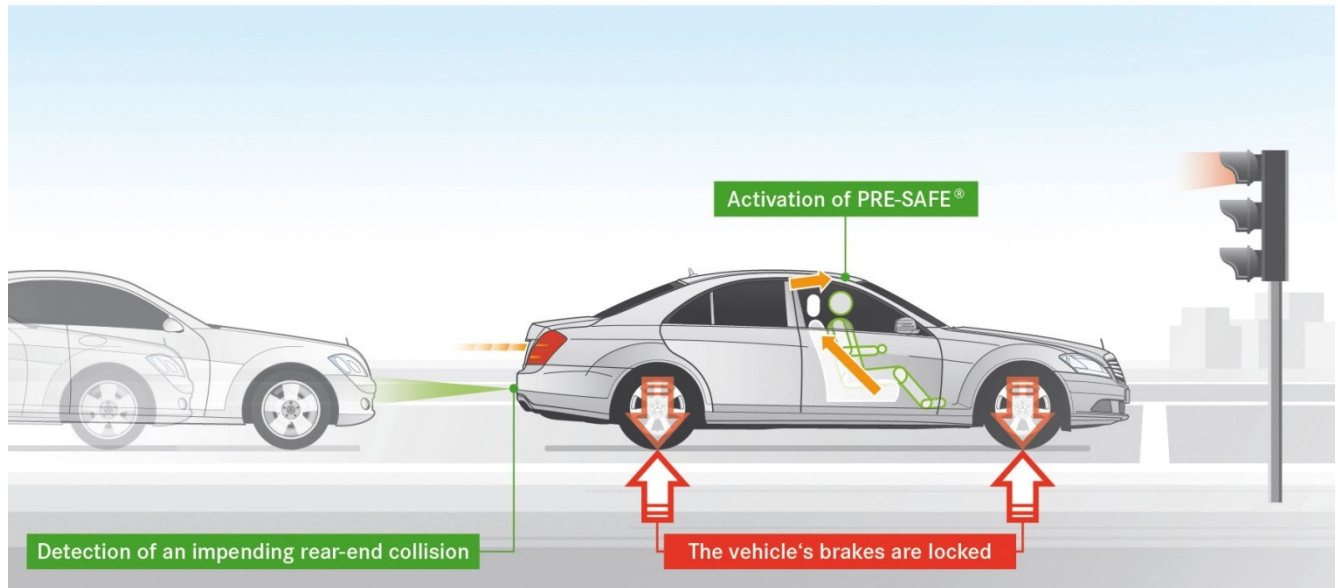


Details

- Brake Assist PLUS is able to reduce the risk of rear-end collisions and accidents at road junctions
- Continuous monitoring of the traffic situation ahead of the vehicle by means of radar sensors and a 3D stereo camera
- Vehicles travelling ahead are registered up to a speed of 250 km/h
- Crossing traffic and bicyclists are registered up to a speed of 72 km/h, as well as pedestrians who are stationary or moving slowly in the path of the vehicle
- When the danger of a collision is recognized, the system gives a visual warning in the instrument cluster and an audible warning
- If the driver firmly applies the brakes, the system calculates the brake pressure that would be needed to prevent a collision
- If a collision cannot be prevented, the impact speed is reduced as much as possible by emergency braking

Innovation: Intelligent Drive – PRE-SAFE PLUS

Optional for all models.



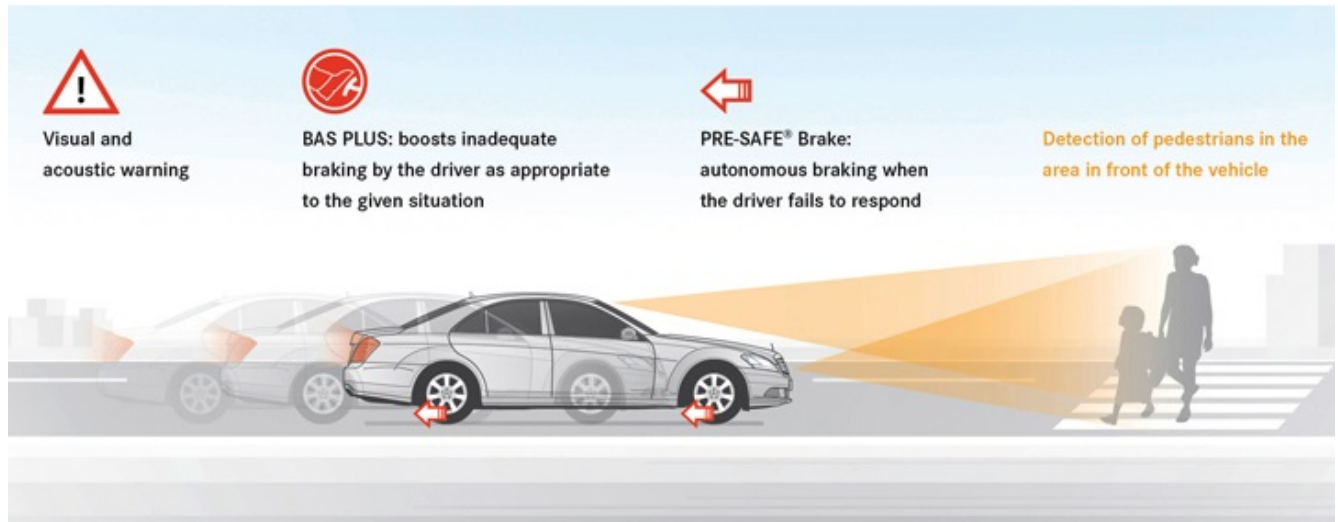
Details

- Occupant protection system to initiate preventive protection measures before an impending rear-end collision when stationary
- Uses radar sensors in the rear bumper to monitor the traffic behind the vehicle
- Locks the brakes of the stationary vehicle if the driver has indicated a wish to remain stationary, e.g. by keeping the brake pedal depressed, HOLD function activated or selector lever in position "P"
- Initiates occupant protection measures such as reversible belt tensioning
- Maintains the increased brake pressure for two seconds after an impact to prevent the vehicle from rolling forward e.g. at a intersection, while restoring maneuverability after the impact if possible

Innovation:

Intelligent Drive – PRE-SAFE Brake with Pedestrian Recognition

Optional for all models.



Details

- Driving assistance system to lessen the danger of rear-end collisions and mitigate the consequences of accidents
- Monitors the traffic situation ahead of the vehicle by means of radar sensors and a 3D stereo camera
- Reacts to vehicles ahead in a speed range from 7 to 200 km/h
- Reacts to stationary objects and stationary or slowly moving pedestrians in a speed range from 7 to 72 km/h
- Provides the driver with a visual and acoustic warning of an identified risk of collision
- Capable of initiating autonomous braking if the driver fails to react
- Capable of preventing accidents with pedestrians and stationary vehicles up to an initial speed of 50 km/h

GLE 350d/400/550 Exterior Design

Radiator trim w/
Mercedes star
and two sculpted
louvres

Sliding glass sunroof
w/ pop-up

Sport brake
system with
perforated front
brake discs

AMG-specific front
apron

Aluminium
Running Boards
(optional)

20" AMG 5-Spoke
Wheels (Standard on
GLE 550, Optional on
GLE 450)

AMG
bodystyling
rear apron

Two-pipe exhaust system
w/ chrome-plated tailpipe
trim elements (*Non-
functional for 350d*)

Brake calliper trim w/
Mercedes-Benz lettering

GLE 350d/400/550 Interior Design

New colour uph. – ginger beige, crystal grey, espresso brown, saddle brown, pearl black

8" display with integrated media interface

Narrow silver chrome trims around media display, buttons on steering wheel and seat adjustment controls in doors

3-spoke multifunction steering wheel w/ DIRECT SELECT lever

Upper dashboard with new design and new arrangement of front air vents

Armrest w/ large storage compartment

Standard COMAND controller w/ DYNAMIC SELECT with optional Touchpad

Folding rear seats 60:40 split

Pull-down armrest w/ cupholder

Widest shoulder room in segment, space for three child seats

GLE 350d/400 4MATIC

Standard Equipment Highlights

Mechanical

- 4th Generation 4MATIC Permanent AWD with 50:50 torque split
- 9G-TRONIC Transmission (*350d only*), 7G-TRONIC PLUS Transmission
- Electromechanical Power Steering (EPS)
- DYNAMIC SELECT Switch

Exterior

- AMG Styling Package
- LED Daytime Running Lights and LED Tail lamps
- Halogen Headlamps
- Power Folding Exterior Mirrors
- 19" 5-Twin-Spoke Wheels

Interior

- KEYLESS Start
- Heated Steering Wheel
- Audio 20 with 8" display
- ARTICO Upholstery
- THERMATIC Automatic Climate Control

Safety

- MAGIC VISION CONTROL
- Crosswind Assist
- ATTENTION ASSIST
- COLLISION PREVENTION ASSIST PLUS
- Passive Blind Spot Assist



GLE 350d 4M/400 4M

Option Packages

PREMIUM PACKAGE (MPP/MPX)

- 115V Power Socket
- PARKTRONIC w/ Active Parking Assist
- Panoramic Sunroof
- Touchpad
- 360 Camera
- COMAND Online Navi w/ MB Apps
- harman/kardon LOGIC7 Surround Sound System
- Heated Rear Seats
- KEYLESS-GO
- EASY-PACK Power Tailgate
- Smartphone Integration (1/16 production)

SPORT PACKAGE (MSP)

- AIRMATIC with Adaptive Damping System (ADS)
- AMG 20" 5-Spoke Wheels

EXCLUSIVE PACKAGE (MXP)


- Roller Blinds for Rear Side Windows
- Leather Upholstery
- ARTICO Leather Dashboard
- Air Purification System (ionization of indoor air with air filter)

LED INTELLIGENT LIGHTING SYSTEM (MXW)

- Adaptive Highbeam Assist (AHA)
- Active LED High Performance Headlamps

INTELLIGENT DRIVE PACKAGE (IDP)

- DISTRONIC PLUS w/ Steering Assist
- Active Blind Spot Assist
- Active Lane Keeping Assist
- PRE-SAFE PLUS for rear-end collision
- BAS PLUS w/ Cross-Traffic Assist



Night Package

Available as a stand alone option on all models.

- Selected design elements in black, including louvre in radiator grille, exterior mirrors, roof rails, window trim surrounds, and beltline trim strip
- Simulated underguard at front and rear in high-gloss black
- Tailpipe trim elements in chrome



GLE 350d 4M/400 4M

Stand Alone Options

- Wood/Leather Steering Wheel
- Climate Controlled Cupholders
- Multicontour Front Seats with Massage
- Trailer Hitch
- Aluminum Running Boards
- Night Package
- 21" AMG 5-twin-spoke wheels (high-gloss black)



GLE 450 AMG 4MATIC Engine:



M276 3.0L Bi-Turbo V6

The 3-litre engine was further developed for the AMG sports model from Mercedes-AMG. The result is 33 hp more power and 30 lb-ft more torque than the GLE 400 4MATIC plus a high-degree of hallmark AMG Driving Performance.

- Key features:
 - 362 horsepower
 - 384 lb-ft of torque
 - 0-100 km/h in 5.7 seconds
 - Top speed 210 km/h
 - Sport+ driving program
 - ECO stop-start technology
 - Direct injection with fast responding piezo injectors and multi-spark ignition system
 - Four valves per cylinder

GLE 450 AMG Exterior & Interior Design



Sport brake
system with
perforated front
brake discs

Sliding glass sunroof
w/ pop-up

Standard 20" AMG
5-spoke bi-colour
Wheels



GLE 450 AMG Interior Design (Standard)



Base interior: 121 - Sport ARTICO upholstery. Canadian model to include black roofliner standard (*Grey optional*)



GLE 450 AMG Interior Design



GLE 450 AMG 4MATIC

Standard Equipment Highlights

Mechanical

- 4th Generation 4MATIC Permanent AWD with 40:60 front/rear torque split
- 9G-TRONIC Transmission
- AIRMATIC Air Suspension
- Adaptive Damping System PLUS (ADS PLUS)
- DYNAMIC SELECT Switch

Exterior

- AMG Styling Package
- LED Daytime Running Lights & LED Tail lamps
- Active LED High Performance Lighting System
- Adaptive Highbeam Assist (AHA)
- Power Folding Exterior Mirrors
- 20" AMG 5-Spoke Bi-Colour Wheels

Interior

- KEYLESS Start
- Audio 20 with 7" display
- Sport ARTICO Leather
- Front Sport Seats and Sport Steering Wheel
- THERMATIC Automatic Climate Control

Safety

- MAGIC VISION CONTROL
- ATTENTION ASSIST
- COLLISION PREVENTION ASSIST
- Passive Blind Spot Assist



GLE 450 AMG 4M

Option Packages

PREMIUM PACKAGE (MPP/MPX)

- 115V Power Socket
- PARKTRONIC w/ Active Parking Assist
- Panoramic Sunroof
- Touchpad
- 360 Camera
- COMAND Online Navi w/ MB Apps
- harman/kardon LOGIC7 Surround Sound System
- Heated Rear Seats
- KEYLESS-GO
- EASY-PACK Power Tailgate
- Smartphone Integration (1/16 production)

EXCLUSIVE PACKAGE (MXP)

- Roller Blinds for Rear Side Windows
- ARTICO Leather Dashboard
- Air Purification System (ionization of indoor air with air filter)

INTELLIGENT DRIVE PACKAGE (IDP)

- DISTRONIC PLUS w/ Steering Assist
- Active Blind Spot Assist
- Active Lane Keeping Assist
- PRE-SAFE PLUS for rear-end collision
- BAS PLUS w/ Cross-Traffic Assist



GLE 450 AMG 4M

Stand Alone Options

- Climate Controlled Cupholders
- Multicontour Front Seats with Massage
- Trailer Hitch
- Aluminum Running Boards
- Night Package
- 21" AMG 5-twin-spoke wheels (high-gloss black)



GLE 550 4MATIC

Standard Equipment Highlights

Mechanical

- 4th Generation 4MATIC Permanent AWD with 50:50 torque split
- 7G-TRONIC PLUS Transmission
- Electromechanical Power Steering (EPS)
- DYNAMIC SELECT Switch
- AIRMATIC Air Suspension

Exterior

- AMG Styling Package
- Active LED High Performance Headlamps
- Halogen Headlamps
- Power Folding Exterior Mirrors
- 20" AMG 5-Twin-Spoke Wheels

Interior

- 360 Camera
- Panoramic Sunroof
- Heated Steering Wheel/ Heated Front Seats
- COMAND Online with MB Apps w/ Touchpad
- Leather Upholstery
- THERMOTRONIC Automatic Climate Control

Safety

- MAGIC VISION CONTROL
- Crosswind Assist
- ATTENTION ASSIST
- COLLISION PREVENTION ASSIST PLUS
- Passive Blind Spot Assist



GLE 550 4MATIC

Option Packages & Highlights

PREMIUM PACKAGE (MPP)

- Roller Blinds for Rear Side Windows
- Climate-Controlled Cupholders
- Multicontour Front Seats with Massage
- harman/kardon LOGIC7 Surround Sound System (14 speakers, 830W)
- Aluminum Running Boards
- Heated Rear Seats
- Soft Close Doors
- KEYLESS-GO
- EASY-PACK Power Tailgate
- 115V Power Socket

INTELLIGENT DRIVE PACKAGE (IDP)

- DISTRONIC PLUS w/ Steering Assist
- Active Blind Spot Assist
- Active Lane Keeping Assist
- PRE-SAFE PLUS for rear-end collision
- BAS PLUS w/ Cross-Traffic Assist

ENHANCED TOWING PACKAGE (TOW)

- Underside Protection
- Trailer Hitch
- 6-Mode Driving Selector with Tow Mode




GLE 550 4MATIC

Option Packages & Highlights

INTERIOR SPORT PACKAGE (ISP)

- AMG Line Interior
- Sport Nappa Leather
- Sport Front Seats
- Sport Steering Wheel



Stand Alone Options

- Wood/Leather Steering Wheel
- Climate Comfort Front Seats
- Trailer Hitch
- 21" AMG 5-Twin-Spoke Wheels (titanium grey)
- 20" AMG 5-Spoke Bi-colour Wheels (high-gloss black)
- Bang & Olufsen Performance Surround Sound System
- Air Purification System (ionization of indoor air with air filter)
- Night Package

Mercedes-AMG GLE 63 S 4M Engine:



M157 5.5L AMG Bi-Turbo V8

- Key features:
 - 577 horsepower @ 5,500 rpm
 - 561 lb-ft of torque @ 1,750 – 5,250 rpm
 - 0-100 km/h in 4.2 seconds
 - Top Speed 250 km/h
 - ECO stop-start technology
 - Newly developed Direct injection valves with fast responding piezo injectors and spray-guided combustion
 - Four valves per cylinder
 - Biturbocharging with water-to-air intercooling system
 - Two turbochargers with wastegate valve

GLE 63 S 4MATIC Exterior Design



GLE 63 S 4MATIC Interior Design



AMG sport seats with optimised lateral support.

Standard *designo* Nappa Leather Upholstery

Trim in Nappa leather for upper & lower dashboard, door linings, armrests, door centre panels, armrest in centre console



AMG instrument cluster w/ S-Model specific red & grey highlights

AMG performance flat-bottom steering wheel in black Nappa leather/DINAMICA

GLE 63 S 4MATIC



Standard Equipment Highlights

Mechanical

- Active Curve System
- Electromechanical Power Steering (EPS)
- AIRMATIC with Adaptive Damping System
- AMG SPEEDSHIFT PLUS 7G-TRONIC
- 4MATIC Permanent AWD with AMG-specific 40:60 Torque Split
- Controlled Efficiency Start/Stop Technology
- DYNAMIC SELECT Switch

Exterior

- Active LED High Performance Headlamps w/ LED Taillights
- 21" AMG Cross-Spoke Wheels

Interior

- COMAND Online Navi w/ MB Apps and Touchpad
- KEYLESS Start
- *designo* Nappa Leather Upholstery
- AMG Velour Floor Mats
- THERMOTRONIC Automatic Climate Control

Safety

- Crosswind Assist

GLE 63 S 4MATIC

Option Packages & Highlights

PREMIUM PACKAGE (MPP)

- Roller Blinds for Rear Side Windows
- Climate-Controlled Cupholders
- Multicontour Front Seats with Massage
- Climate Comfort Front Seats
- Aluminum Running Boards
- Heated Rear Seats
- Soft Close Doors
- KEYLESS-GO
- EASY-PACK Power Tailgate
- 115V Power Socket

INTELLIGENT DRIVE PACKAGE (IDP)

- DISTRONIC PLUS w/ Steering Assist
- Active Blind Spot Assist
- Active Lane Keeping Assist
- PRE-SAFE PLUS for rear-end collision
- BAS PLUS w/ Cross-Traffic Assist

Stand Alone Options

- Electronic Speed Limiter Deletion
- 21" AMG Cross-Spoke Wheels (Matte Black)
- Bang & Olufsen Performance Surround Sound System
- Night Package



GLE 350d/400 4M

ARTICO Interior Combinations



GLE 450 AMG

Sport ARTICO Interior Combination



GLE 350d/400 4M /450 AMG/ 550 4M

Leather Interior Combinations



(211) Black



(215) Ginger Beige/Espresso Brown



(224) Saddle Brown/Black



(228) Crystal Grey/Black

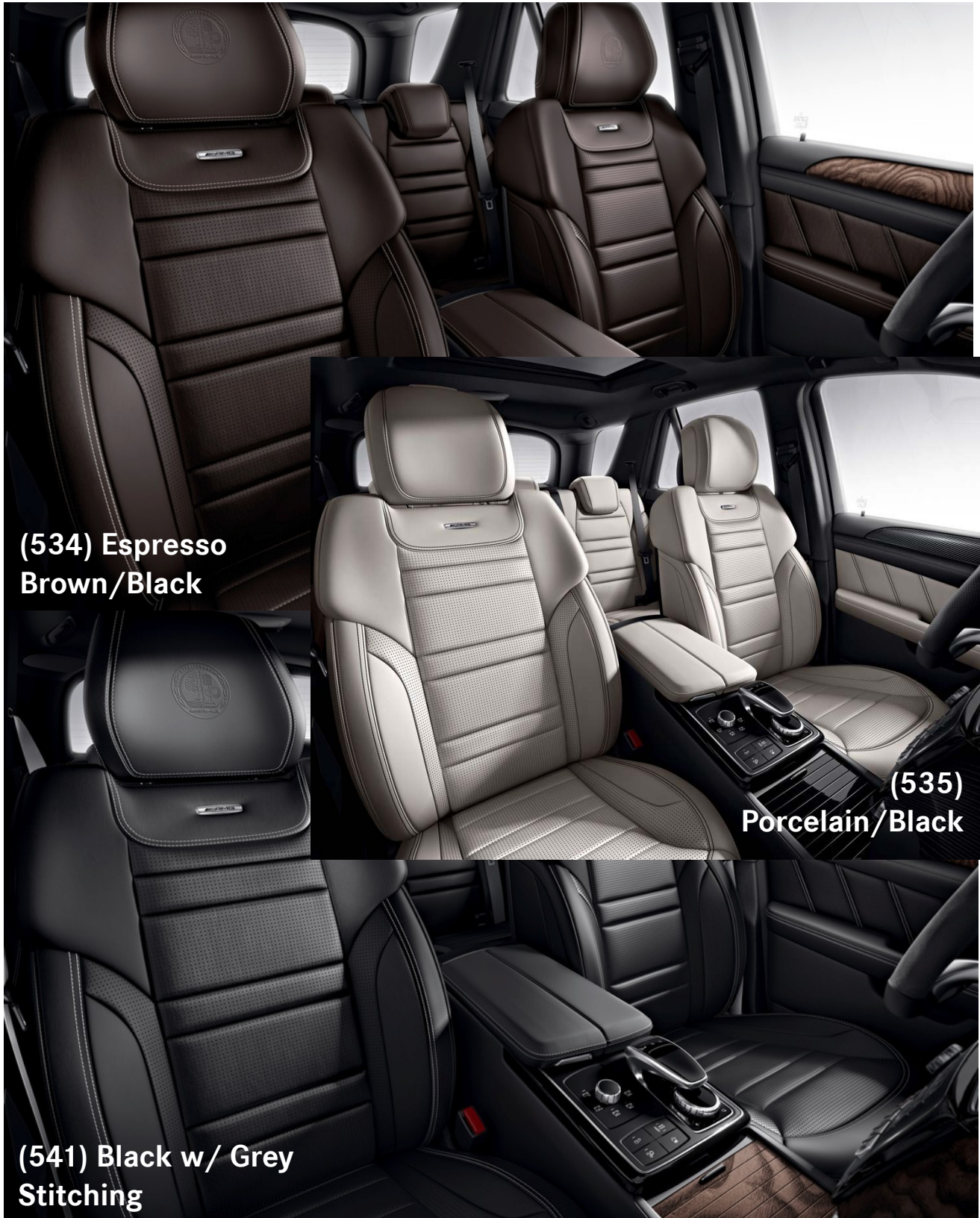
GLE 450 AMG 4M & GLE 550 4M

Sport Nappa Leather Interior Combinations



GLE 63 S

designo Nappa Leather Interior Combinations



(534) Espresso
Brown/Black

(535)
Porcelain/Black

(541) Black w/ Grey
Stitching

Trim



Wheels & Tires

MY 16 GLE-Class				
	GLE 350d/400 4M	GLE 450 AMG	GLE 550 4MATIC	Mercedes-AMG GLE 63 S
STANDARD				
	Code 65R 19" Twin-Spoke Design 8.5J x 19 255/50 Front & Rear All-season tires with compact spare (Code 690)	Code 775 20" AMG 5-Spoke Bi-Colour 9J x 20 265/45 Front & Rear All-season tires with compact spare (Code 690) <i>Not recommended for winter use.</i>	Code 681 20" AMG 5-Spoke Design 9J x 20 265/45 Front & Rear All-season tires with compact spare (Code 690)	Code 689 21" AMG Cross-Spoke Design 10J x 21 295/35 Front & Rear High Performance Tires with compact spare (Code 690)
NIGHT PACKAGE				
	Code 775 20" AMG 5-Spoke Bi-Colour Design 9J x 20 265/45 Front & Rear All-season tires with compact spare (Code 690) <i>Not recommended for winter use.</i>		Code 775 20" AMG 5-Spoke Bi-Colour Design 9J x 20 265/45 Front & Rear All-season tires with compact spare (Code 690) <i>Not recommended for winter use.</i>	
OPTIONAL				
	Code 681 20" AMG 5-Spoke Design 9J x 20 265/45 Front & Rear All-season tires with compact spare (Code 690)		Code 755 21" AMG Twin 5-Spoke Design (Titanium Grey) 9J x 21 265/40 Front & Rear Performance Tires with compact spare (Code 690) <i>Not recommended for winter use.</i>	Code 692 21" AMG Cross-Spoke Design (Matte Black) 10J x 21 295/35 Front & Rear High Performance Tires with compact spare (Code 690)
OPTIONAL				
	Code 683 21" AMG 5-twin-spoke Bi-Colour Design 9J x 21 265/40 Front & Rear Performance Tires with compact spare (Code 690) <i>Not recommended for winter use.</i>	Code 683 21" AMG 5-twin-spoke Bi-Colour Design 9J x 21 265/40 Front & Rear Performance Tires with compact spare (Code 690) <i>Not recommended for winter use.</i>	Code 683 21" AMG 5-twin-spoke Bi-Colour Design 9J x 21 265/40 Front & Rear Performance Tires with compact spare (Code 690) <i>Not recommended for winter use.</i>	No Offer

Technical Data

MY16 GLE-Class	GLE 350d 4M	GLE 400 4M	GLE 450 AMG	GLE 550 4M	GLE 63 S 4M
DIMENSIONS					
Length (mm)	4,819	4,819	4,816	4,819	4,852
Width - Excluding Mirrors (mm)	1,935	1,935	1,926	1,935	1,965
Width - Including Mirrors (mm)	2,141	2,141	2,141	2,141	2,141
Height (mm)	1,796	1,796	1,762	1,758	1,760
Wheelbase (mm)	2,915	2,915	2,915	2,915	2,915
Turning Circle (m)	11.8	11.8	11.8	11.8	11.8
Luggage Capacity (L)	690-2,010	690-2,010	690-2,010	690-2,010	690-2,010
Fuel Capacity (L)	93 (12L Reserve)	93 (12L Reserve)	93 (12L Reserve)	93 (12L Reserve)	93 (14L Reserve)
WEIGHT					
Curb Weight (kg)	2,175	2,130	2,180	2,235	2,345
Maximum Gross Vehicle Weight (kg)	2,950	2,900	2,930	2,950	3,050
Maximum Payload (kg)	775	770	750	715	705
Maximum Roof Load (kg)	100	100	100	100	100
Permissible Trailer Load (kg)	3,265	3,265	3,265	3,265	3,050
ENGINE					
Engine Type	24V DOHC V6	24V DOHC V6 Biturbo	24V DOHC V6 Biturbo	32V DOHC V8 Biturbo	32V DOHC V8 Biturbo
Displacement (cm3)	2,987	2,996	2,996	4,663	5,461
Bore (mm)	83.00	88.00	88.00	92.90	98.00
Stroke (mm)	92.00	82.10	82.10	86.00	90.50
Horsepower (SAE @ RPM)	249 @ 3,400	329 @ 5,250-6,000	362 @ 5,500-6,000	429 @ 5,250	577 @ 5,500
Torque (lb-ft @ RPM)	457 @ 1,600	354 @ 1,600-4,000	384 @ 2,000-4,000	516 @ 1,800-4,000	561 @ 1,750-5,250
Compression Ratio	15.5 : 1	10.5 : 1	10.7 : 1	10.5:1	10.0 : 1
Fuel Type	Diesel	Premium Unleaded	Premium Unleaded	Premium Unleaded	Premium Unleaded
DRIVETRAIN					
Drive Configuration	4MATIC Permanent AWD	4MATIC Permanent AWD	4MATIC Permanent AWD	4MATIC Permanent AWD	4MATIC Permanent AWD
Transmission Type	9G-TRONIC Automatic	7G-TRONIC Plus Automatic	9G-TRONIC Plus Automatic	7G-TRONIC Plus Automatic	AMG SPEEDSHIFT PLUS 7G-TRONIC Automatic
Gear Ratios (:1)					
1st	5.500	4.380		4.380	4.380
2nd	3.330	2.860		2.860	2.860
3rd	2.310	1.920		1.920	1.920
4th	1.660	1.370		1.370	1.370
5th	1.210	1.000		1.000	1.000
6th	1.000	0.820		0.820	0.820
7th	0.860	0.730		0.730	0.730
8th	0.720	-		-	-
9th	0.600	-		-	-
Reverse	4.930	3.420	3.420	3.420	3.420
Final Drive Ratio	2.820	3.460	3.460	3.460	3.470
BODY/SUSPENSION					
Steering	Rack & Pinion	Rack & Pinion	Rack & Pinion	Rack & Pinion	Rack & Pinion
Braking System	ABS with Brake Assist	ABS with Brake Assist	ABS with Brake Assist	ABS with Brake Assist	ABS with Brake Assist
Front Brake Type / Diameter (mm)	Disc / 330	Disc / 350	Disc / 375	Disc / 375	Disc / 390
Rear Brake Type / Diameter (mm)	Disc / 325	Disc / 330	Disc / 345	Disc / 345	Disc / 345
Brake Disc Ventilation	front	front / rear	front & rear	front / rear	front & rear
Front Suspension	Double Wishbone	Double Wishbone	AIRMATIC	Double Wishbone	AIRMATIC
Rear Suspension	Multi-link	Multi-link	AIRMATIC	Multi-link	AIRMATIC
Drag Coefficient	0.35	0.35	tbd	0.35	tbd
ELECTRICAL					
Battery Capacity (Amp Hours)	95	95	95	95	95
PERFORMANCE					
Top Speed (Electronically Limited - km/h)	210	210	210	210	250
Top Speed (Speed Limit Deletion - km/h)	-	-	-	-	280
Acceleration - 0-100 km/h (Seconds)	7.1	6.1	5.7	5.3	4.2