



What's New for MY2018 GLC (X253)

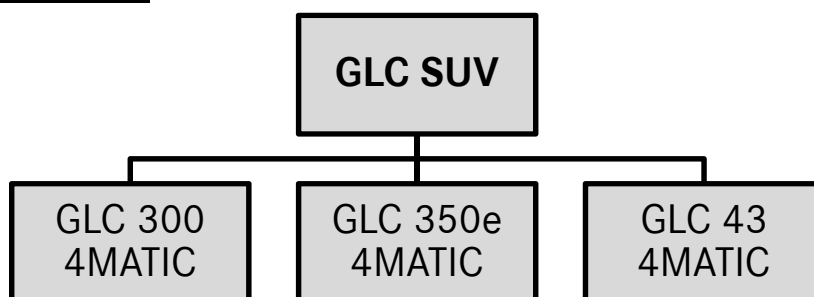
MBC Product Management
Date of Revision: March 23, 2017

Legal

All illustrations and specifications contained in this guide are based on the latest product information available at the time of publication and is intended for internal use only. Text and images contained herein are all subject to copyright and other intellectual property protection. This guide may not be distributed, modified, transmitted, re-posted or used for public or commercial purposes without the written permission of Mercedes-Benz Canada Inc. This guide may also contain materials that are subject to the copyright rights of their providers. Mercedes-Benz Canada Inc. reserves the right to make changes at any time, without notice, to colours, materials, equipment, specifications and models. Any variations in colours shown are due to variation between monitors and printers. Illustrations may include test situations. Some vehicles may be shown with non-Canadian equipment. Some vehicles are shown with optional equipment. All other registered trademarks or trademarks are property of their respective owners.

What's New for MY18

Model Overview:



| Model | Engine | Power | Torque | Production | Launch |
|------------------------------|--------------------------------------|-------------------------------------|--|------------|-----------------|
| GLC 300 4MATIC (253.949) | 2.0L Turbo I4 | 241 hp at 5,500 rpm | 273 ft-lb from 1,300- 4,000 rpm | June 2017 | July 2017 |
| GLC 350e 4MATIC (253.954) | 2.0L Turbo I4 + electric motor | 315 hp @ 5,000 rpm (combined) | 413 ft-lb from 1,200 - 4,000 rpm | July 2017 | October 2017 |
| GLC 43 4MATIC (253.964) | 3.0L Biturbo V6 | 362 hp at 5,500 rpm | 384 ft-lb from 2,500- 4,500 rpm | June 2017 | July 2017 |



What's New for MY18

Changes

For MY18, the GLC undergoes some option & package changes to better align it with the C-Class Sedan:

GLC 300 4MATIC

- Rear View Camera added to Standard Equipment
- Premium Package :

| MY17 | MY18 |
|---|---|
| Rear View Camera Illuminated Door Sills Panoramic Sunroof COMAND Online Navigation EASY-PACK Power Tailgate Ambient Lighting | Panoramic Sunroof COMAND Online Navigation LED High Performance Lighting System KEYLESS-GO EASY-PACK Power Tailgate |

- Premium Plus Package:

| MY17 | MY18 |
|---|---|
| Garage Door Opener PARKTRONIC with Active Parking Assist KEYLESS-GO Heated Rear Seats 115V Power Socket Power Front Seats with Memory Power Steering Column with Memory | Garage Door Opener Active Parking Assist 360 Camera Foot Activated Tailgate Release Power Steering Column Power Front Seats with Memory Ambient Lighting Illuminated Door Sills 115V Power Socket |

- New LED Lighting System Package

What's New for MY18

Changes

GLC 43 4MATIC

- Rear View Camera and Panoramic Sunroof added to Standard Equipment
- Premium Package :

| MY17 | MY18 |
|--|---|
| Rear View Camera Panoramic Sunroof COMAND Online Navigation SIRIUS XM Satellite Radio EASY-PACK Power Tailgate | Garage Door Opener COMAND Online Navigation Active Parking Assist 360 Camera Foot Activated Tailgate Release KEYLESS-GO SIRIUS Burmester Surround Sound 115V Power Socket |

- Premium Plus Package deleted for MY18
- New AMG Driver's Package and LED Lighting System Package
- AMG Night Package becomes a standalone option
- 3 new optional leather upholstery colours

Driving Assistance System Nomenclature Update

| MY17 | MY18 |
|---------------------------------------|--|
| COLLISION PREVENTION ASSIST PLUS | Active Brake Assist |
| PARKTRONIC with Active Parking Assist | Active Parking Assist (Shown as Parking Pilot in Vehicle) |
| DISTRONIC PLUS | Active Distance Assist DISTRONIC (Shown as Distance Pilot in Vehicle) |
| Steering Assist | Active Steering Assist |
| BAS PLUS with Cross-Traffic Assist | Active Brake Assist with Cross-Traffic Function |

- Status quo functionality for all systems

Exterior Images



GLC 350e 4MATIC receives standard blue front calipers and PLUG-IN HYBRID fender badging

GLC 300/350e 4MATIC



GLC 350e 4MATIC receives standard blue front calipers and PLUG-IN HYBRID fender badging

GLC 300/350e 4MATIC *with Sport Package*



GLC 43 4MATIC

Interior Images



GLC 300/350e 4MATIC



GLC 43 4MATIC

Air Vents



**Standard with aluminum trim (739) on
GLC 300/350e 4MATIC**

Not available on GLC 43 4MATIC



**Included with P29 on GLC 300/350e
4MATIC**

Standard on GLC 43 4MATIC



**Standard with wood trims on GLC
300/350e 4MATIC and included with all
trims with MXP**

Not available on GLC 43 4MATIC

GLC 300 4MATIC

Standard Equipment Highlights

Mechanical

- 9G-TRONIC Transmission
- ECO Start/Stop
- DYNAMIC SELECT Switch
- Electromechanical steering (EPS)
- Electric parking brake

Exterior

- 19" 5-spoke wheels
- Halogen headlamps with LED DRLs
- Electrically adjustable heated and power folding exterior mirrors

Interior

- Audio 20 w/ Single CD and 7.0" screen
- ARTICO upholstery
- THERMATIC automatic climate control
- 8-way power adjustable front seats
- Power lumbar support
- 3-spoke leather steering wheel
- Split folding rear seats
- Heated front seats
- KEYLESS-START

Safety

- ATTENTION ASSIST
- Active Brake Assist
- Crosswind Assist
- PRE-SAFE
- Blind Spot Assist
- ADAPTIVE BRAKE with HOLD function
- Rain sensing windshield wipers
- Run-flat tires



GLC 350e 4MATIC

Standard Equipment Highlights

Mechanical

- 7G-TRONIC PLUS Transmission
- ECO Start/Stop
- DYNAMIC SELECT Switch
- Electromechanical steering (EPS)
- Electric parking brake

Exterior

- 18" 5-spoke wheels
- LED High Performance Lighting System
- Electrically adjustable heated and power folding exterior mirrors
- Blue front brake calipers

Interior

- Audio 20 w/ Single CD and 7.0" screen
- ARTICO upholstery
- THERMATIC automatic climate control
- 8-way power adjustable front seats
- Power lumbar support
- 3-spoke leather steering wheel
- Split folding rear seats
- Heated front seats
- KEYLESS-START

Safety

- ATTENTION ASSIST
- Active Brake Assist
- Crosswind Assist
- PRE-SAFE
- Blind Spot Assist
- ADAPTIVE BRAKE with HOLD function
- Rain sensing windshield wipers
- Run-flat tires



GLC 300/350e 4MATIC

Option Packages & Highlights

PREMIUM PACKAGE (MP1)

- Panoramic Sunroof
- COMAND Online Navigation w/ MB Apps
- KEYLESS-GO
- LED High Performance Lighting System
(GLC 300 only)
- EASY-PACK Power Tailgate



PREMIUM PLUS PACKAGE (MP2)

- Integrated garage door opener
- Active Parking Assist
- 360 Camera
- Foot Activated Tailgate Release
- Power Adjustable Front Seats with Memory
- Power Steering Column with Memory
- KEYLESS-GO
- Illuminated Door Sills
- Ambient Lighting
- 115V Power Socket



LED Lighting System (MLS)

- Active LED High Performance Lighting System
(Includes blue projector surrounds for GLC 350e 4MATIC)
- Adaptive Highbeam Assist (AHA)



GLC 300/350e 4MATIC

Option Packages & Highlights

EXCLUSIVE PACKAGE (MXP)

- Exclusive Interior
- ARTICO Dashboard
- Leather Upholstery

SPORT PACKAGE (MSP)

- 19" AMG 5-twin-spoke light-alloy wheels
- AMG Styling Package
- Sport Brake System with MB logo on calipers
- Front Perforated Brake Discs

INTELLIGENT DRIVE PACKAGE (IDP)

- Active Blind Spot Assist
- Active Lane Keeping Assist
- Active Distance Assist DISTRONIC
- PRE-SAFE PLUS
- Active Steering Assist
- Active Brake Assist with Cross-Traffic Function



GLC 300/350e 4MATIC

Option Packages & Highlights

NIGHT PACKAGE (MNT)

- 19" AMG 5-twin-spoke bi-colour wheels
- AMG Styling Package
- Sport Brake System with MB logo on calipers
- Front Perforated Brake Discs
- Night Package
 - Radiator trim with 2 lamellas in high-gloss black with chrome inserts and underguard front/rear painted in black
 - Exterior mirrors painted in high-gloss black
 - Roof rails powder-coated in black matte
 - Beltline trim strip and window surrounds in high-gloss black
 - Chromed black exhaust tips



GLC 300/350e 4MATIC

Stand Alone Options

- Ski & Snowboard Bag
- Manual rear roller blinds
- Head-Up Display
- SIRIUS Satellite Radio
- Trailer Hitch
- 20" AMG multi-spoke wheels
- 20" AMG multi-spoke bi-colour wheels
- Burmester Surround Sound System (13 speaker, 590 W)
- Aluminum Running Boards
- Heated Steering Wheel
- Heated Rear Seats
- Rear Seat Accessory Pre-installation



Mercedes-AMG GLC 43 4MATIC

Standard Equipment Highlights

Mechanical

- 9G-TRONIC Transmission
- ECO Start/Stop
- DYNAMIC SELECT Switch
- Electromechanical steering (EPS)
- AMG Front Axle and Steering System
- AIR BODY CONTROL air suspension with ADS

Exterior


- 20" AMG Multi-spoke light-alloy wheels
- LED High Performance Lighting System
- Electrically adjustable heated and power folding exterior mirrors
- AMG Styling

Interior

- Audio 20 w/ Single CD and 7.0" screen
- ARTICO/DINAMICA Upholstery w/red stitching & ARTICO Leather Dashboard
- Panoramic Sunroof
- Sport flat bottom steering wheel
- Heated front seats
- Ambient Lighting
- Illuminated Door Sill Panels
- KEYLESS-START
- AMG Sport Brushed Stainless Steel Pedals

Safety

- ATTENTION ASSIST
- Active Brake Assist
- Crosswind Assist
- PRE-SAFE
- Blind Spot Assist
- Rain sensing windshield wipers
- Run-flat tires



Mercedes-AMG GLC 43 4MATIC

Option Packages & Highlights

PREMIUM PACKAGE (MP1)

- COMAND Online Navigation w/MB Apps
- SIRIUS Satellite Radio
- EASY-PACK Power Tailgate
- Burmester Surround Sound (13 speaker, 590 W)
- Integrated Garage Door Opener
- Active Parking Assist
- 360 Camera
- KEYLESS-GO
- Foot Activated Tailgate Release
- 115V Power Socket

INTELLIGENT DRIVE PACKAGE (IDP)

- Active Blind Spot Assist
- Active Lane Keeping Assist
- Active Distance Assist DISTRONIC
- PRE-SAFE PLUS
- Active Steering Assist
- Active Brake Assist with Cross-Traffic Function



Mercedes-AMG GLC 43 4MATIC


Option Packages & Highlights

LED Lighting System (MLS)

- Active LED High Performance Lighting System
- Adaptive Highbeam Assist (AHA)

AMG DRIVER'S PACKAGE (ADP)

- AMG Performance Exhaust System (Selectable, 2 mode)
- 21" AMG Twin-5-Spoke Wheels
- Summer Performance Tires



Mercedes-AMG GLC 43 4MATIC

Stand Alone Options

- Manual rear roller blinds
- Head-Up Display
- Trailer Hitch
- Aluminum Running Boards
- Heated Steering Wheel
- *designo* Red Seatbelts
- 20" AMG Multi-spoke wheels (Bi-colour)
- 21" AMG Twin 5-Spoke wheels (bi-colour)
- Rear seat accessory pre-installation
- Heated rear seats
- Night Package
 - Front underguard in high-gloss black
 - High-gloss black fins in the front apron
 - Rear apron with trim in high-gloss black
 - Roof rails powder-coated in matte black
 - Chromed black tailpipes



Steering Wheels

Leather Wrapped Steering Wheel

Standard

GLC 300 4MATIC
GLC 350e 4MATIC



Heated Leather Steering Wheel

Optional

GLC 300 4MATIC
GLC 350e 4MATIC
GLC 43 4MATIC



AMG Sports Leather Steering Wheel

GLC 300 4MATIC (*AMG Interior
Package*)
GLC 350e 4MATIC (*AMG Interior
Package*)
GLC 43 4MATIC (*Standard*)



Paints

Solid Paints *Standard*



Black (040)



Polar White (149)

Metallic Paints *Optional*



Obsidian Black (197)



Iridium Silver (775)



Cavansite Blue (890)



Citrine Brown (796)



Brilliant Blue (896)



Selenite Grey (992)



Diamond Silver (988)

Paints

designo Metallic Paints *Optional*



Hyacinth Red (996)



Diamond White (799)


designo MAGNO Matte Paints *Optional*



Citrine Brown (271)

GLC 300 4MATIC Upholstery

ARTICO Man-made Leather Combinations (Standard)



101 – Black



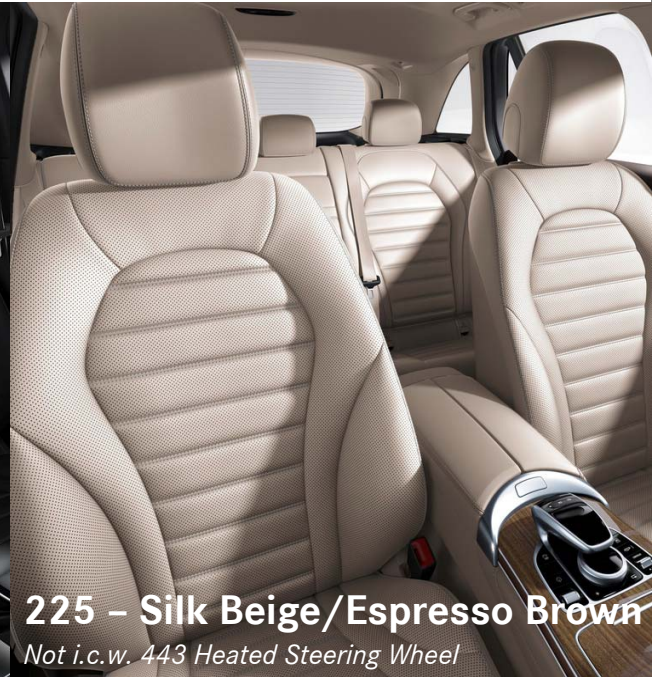
115 – Silk Beige/Black

GLC 300 4MATIC Upholstery

Leather Combinations (Optional)



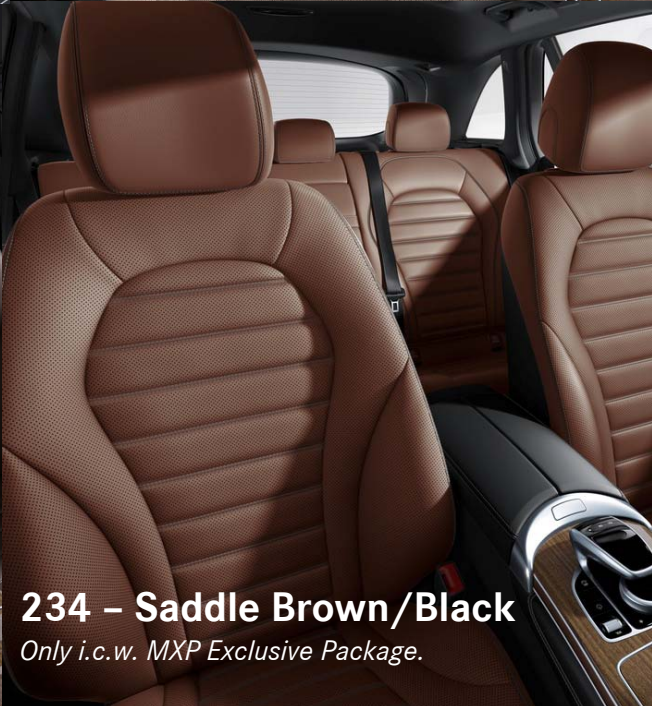
221 – Black



225 – Silk Beige/Espresso Brown
Not i.c.w. 443 Heated Steering Wheel



224 – Espresso Brown/Black
Only i.c.w. MXP Exclusive Package. Not i.c.w. 443 Heated Steering Wheel




234 – Saddle Brown/Black
Only i.c.w. MXP Exclusive Package.

Mercedes-AMG GLC 43 4MATIC Upholstery

ARTICO/DINAMICA Upholstery (Standard)



Leather Upholstery (Optional)

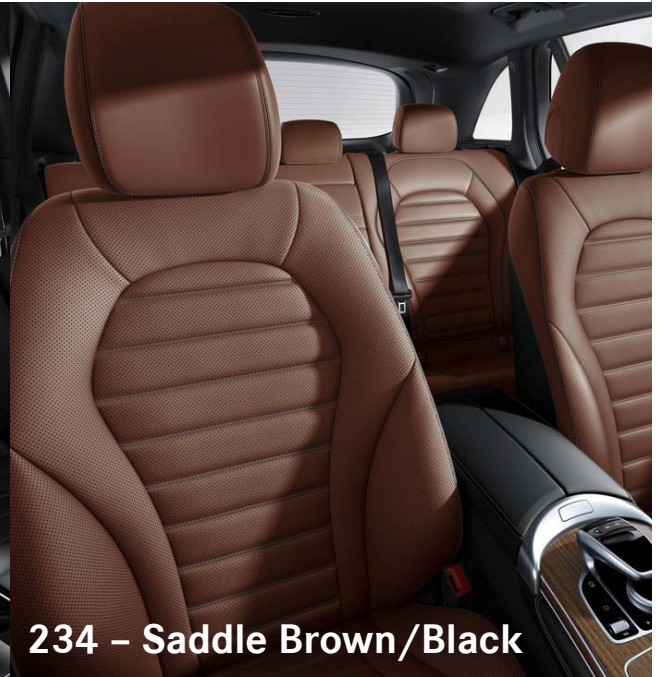


GLC 43 4MATIC Upholstery

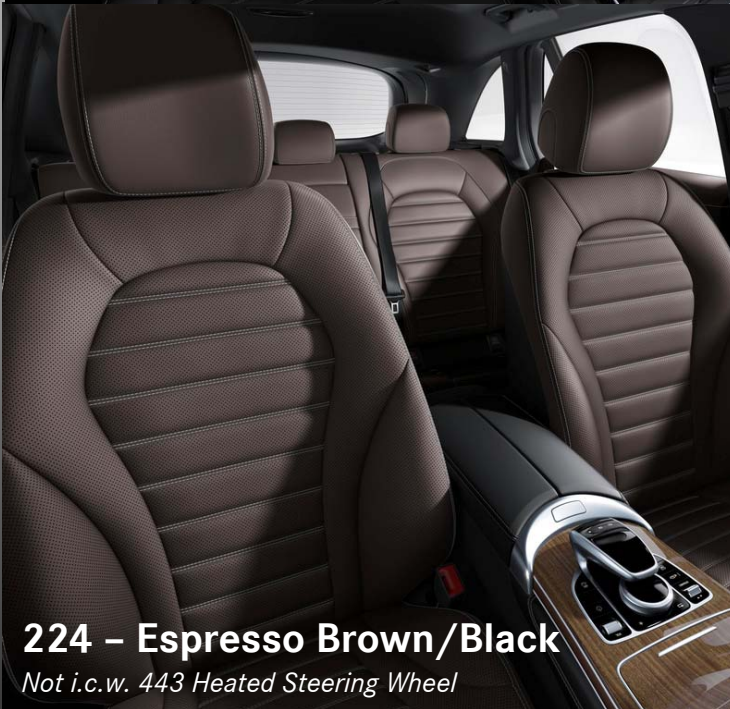
Leather Combinations (Optional)



221 – Black



234 – Saddle Brown/Black



224 – Espresso Brown/Black

Not i.c.w. 443 Heated Steering Wheel

GLC Upholstery

designo Nappa Leather Combinations (Optional on all models)



GLC Trim



736 – Dark Ash Open-Pore Wood Trim



739 – Piano Black/Aluminum Trim



H07 – Fineline Dark Brown Wood Trim



H09 – Brown Ash Wood Trim (Open-Pore) (N/A on GLC 43)



H73 – AMG Carbon Fibre / Aluminum Trim


GLC Wheels & Tires


GLC 300 4MATIC

| | |
|---|--|
|  | <p>Standard</p> <p>Front: 235/55 Rear: 235/55 All-Season Run-flat</p> |
| <p>19" 5-Spoke (48R)</p> | |

| | |
|--|---|
|  | <p>Sport Package</p> <p>Front: 235/55 Rear: 235/55 All-Season Run-flat</p> |
| <p>19" AMG Twin 5-Spoke (638)</p> | |

| | |
|---|---|
|  | <p>Night Package</p> <p>Front: 235/55 Rear: 235/55 All-Season Run-flat</p> |
| <p>20" AMG Twin 5-Spoke Bi-colour (99R)</p> | |

| | |
|---|--|
|  | <p>Optional (Only with MSP)</p> <p>Front: 255/45 Rear: 255/45 Summer Performance Run-flat</p> |
| <p>20" AMG Multi-Spoke (688)</p> | |

| | |
|--|--|
|  | <p>Optional (Only with MNT)</p> <p>Front: 255/45 Rear: 255/45 Summer Performance Run-flat</p> |
| <p>20" AMG Multi-Spoke Bi-colour (698)</p> | |


GLC Wheels & Tires


GLC 350e 4MATIC

| | |
|---|--|
|  | <p>Standard</p> <p>Front: 235/60 Rear: 235/60 All-Season Run-flat</p> |
| <p>18" 5-Spoke (R31)</p> | |

| | |
|--|---|
|  | <p>Sport Package</p> <p>Front: 235/55 Rear: 235/55 All-Season Run-flat</p> |
| <p>19" AMG Twin 5-Spoke (638)</p> | |


| | |
|---|---|
|  | <p>Night Package</p> <p>Front: 235/55 Rear: 235/55 All-Season Run-flat</p> |
| <p>20" AMG Twin 5-Spoke Bi-colour (99R)</p> | |

| | |
|---|--|
|  | <p>Optional (Only with MSP)</p> <p>Front: 255/45 Rear: 255/45 Summer Performance Run-flat</p> |
| <p>20" AMG Multi-Spoke (688)</p> | |

| | |
|--|--|
|  | <p>Optional (Only with MNT)</p> <p>Front: 255/45 Rear: 255/45 Summer Performance Run-flat</p> |
| <p>20" AMG Multi-Spoke Bi-colour (698)</p> | |

GLC Wheels & Tires


GLC 43 4MATIC



Standard

Front: 255/45
Rear: 285/40
All-Season
Run-flat

20" AMG Multi-Spoke (92R)



Optional (Only with P55)

Front: 255/45
Rear: 285/40
All-Season
Run-flat


20" AMG Multi-Spoke Bi-colour (93R)



AMG Driver's Package

Front: 255/40
Rear: 285/35
Summer
Performance
Run-flat

21" AMG Twin 5-Spoke (650)



Optional (Only with ADP + P55)

Front: 255/40
Rear: 285/35
Summer
Performance
Run-flat

21" AMG Twin 5-Spoke Bi-colour (684)

Technical Data

| MY18 GLC | GLC 300 4M | GLC 350e 4M | GLC 43 4M |
|---|-----------------------|--------------------------|-----------------------|
| | 253.949 | 253.954 | 253.964 |
| DIMENSIONS | | | |
| Length (mm) | 4,656 | 4,656 | 4,661 |
| Width - Excluding Mirrors (mm) | 1,890 | 1,890 | 1,930 |
| Width - Including Mirrors (mm) | 2,096 | 2,096 | 2,096 |
| Height (mm) | 1,644 | 1,664 | 1,627 |
| Wheelbase (mm) | 2,873 | 2,873 | 2,873 |
| Turning Circle (m) | 11.80 | TBD | 11.80 |
| Track Width - Front (mm) | 1,621 | 1,614 | 1,639 |
| Track Width - Rear (mm) | 1,617 | 1,605 | 1,655 |
| Luggage Capacity (L) | 550 - 1,600 | 395-1,445 | 550 - 1,600 |
| Fuel Capacity (L) | 66 | 50 | 66 |
| WEIGHT | | | |
| Curb Weight (kg) | 1,815 | 2,025 | 1,880 |
| Weight Distribution - Front (%) | 53% | 50% | 54% |
| Weight Distribution - Rear (%) | 47% | 50% | 46% |
| Maximum Gross Vehicle Weight (kg) | 2,365 | 2,605 | 2,460 |
| Maximum Payload (kg) | 665 | 580 | 615 |
| Maximum Front Axle Load (kg) | 1,110 | 1,185 | 1,210 |
| Maximum Rear Axle Load (kg) | 1,255 | 1,420 | 1,280 |
| Maximum Roof Load (kg) | 75 | 75 | 75 |
| Perm. Trailer Load (kg) | 1,588 | 1,588 | 1,588 |
| ENGINE | | | |
| Engine Type | 16V Turbo DOHC I4 | 16V Turbo DOHC I4 Hybrid | 24V Biturbo V6 |
| Displacement (cm ³) | 1,991 | 1,991 | 2,996 |
| Bore (mm) | 83.00 | 83.00 | 88.00 |
| Stroke (mm) | 92.00 | 92.00 | 82.10 |
| Horsepower (SAE @ RPM) | 241 @ 5,500 | 315 @ 5,000 | 362 @ 5,500 - 6,000 |
| Torque (ft-lb @ RPM) | 273 @ 1,300 - 4,000 | 413 @ 1,200 - 4,000 | 384 @ 2,500 - 4,500 |
| Compression Ratio | 9.8:1 | 9.8:1 | 10.7:1 |
| Fuel Type | Premium Unleaded | Premium Unleaded | Premium Unleaded |
| DRIVETRAIN | | | |
| Drive Configuration | Permanent AWD | Permanent AWD | AMG Permanent AWD |
| Transmission Type | 9G-TRONIC | 7G-TRONIC PLUS | 9G-TRONIC |
| Gear Ratios (:1) | | | |
| 1st | 5.500 | 4.380 | 5.350 |
| 2nd | 3.330 | 2.860 | 3.240 |
| 3rd | 2.310 | 1.920 | 2.250 |
| 4th | 1.660 | 1.370 | 1.640 |
| 5th | 1.210 | 1.000 | 1.210 |
| 6th | 1.000 | 0.820 | 1.000 |
| 7th | 0.860 | 0.730 | 0.860 |
| 8th | 0.720 | - | 0.720 |
| 9th | 0.600 | - | 0.600 |
| Reverse | 4.930 | 3.420 | 4.800 |
| Final Drive Ratio | 3.270 | 3.270 | 3.690 |
| BODY/SUSPENSION | | | |
| Steering | Rack-and-Pinion | Rack-and-Pinion | Rack-and-Pinion |
| Braking System | ABS with Brake Assist | ABS with Brake Assist | ABS with Brake Assist |
| Front Brake Type / Diameter (mm) | Disc / 342 | Disc / 360 | Disc / 360 |
| Rear Brake Type / Diameter (mm) | Disc / 320 | Disc / 320 | Disc / 320 |
| Brake Disc Ventilation | Front & Rear | Front & Rear | Front & Rear |
| Front Suspension | Ind. MB Multi-Link | Ind. MB Multi-Link | AIR BODY CONTROL |
| Rear Suspension | Ind. MB Multi-Link | Ind. MB Multi-Link | AIR BODY CONTROL |
| Drag Coefficient | 0.32 | 0.33 | TBD |
| ELECTRICAL | | | |
| Battery Capacity (Amp Hours) | 60 | 80 | TBD |
| Alternator Output (Watts) | 2,450 | TBD | 2,800 |
| PERFORMANCE | | | |
| Top Speed (Electronically Limited - km/h) | 210 | 210 | 210 |
| Electric Range (km) | - | 34 | - |
| Acceleration - 0-100 km/h (Seconds) | 6.4 | 5.6 | 4.9 |